

nita

Geometrie essenziali e toni cromatici neutri e al contempo personali: attentamente selezionati per la loro eleganza, fanno di Nita un modello caratterizzato da uno stile semplice ma coinvolgente. La maniglia in alluminio con gola integrata all'anta, i materiali e le finiture, unite alla libera interpretazione stilistica, creano ambienti di straordinaria flessibilita' compositiva. Nita ha ante in melaminico proposte in quattro colori opachi, sei varianti colore nel legno larice e tre raffinate essenze tranche'.





CREO ECOLOGIC

IL GRUPPO LUBE HA SCELTO DI UTILIZZARE PER I COMPONENTI COSTITUENTI LE STRUTTURE DELLE CUCINE SOLO MATERIALE A BASSISSIMA EMISSIONE DI FORMALDEIDE: CONFORMI ALLO STANDARD F4STELLE SECONDO LA NORMA JIS, CERTIFICATO DAL MINISTERO GIAPPONESE, IL PIU' SEVERO IN MERITO ALLE NORMATIVE DI SALVAGUARDIA AMBIENTALE.

Regarding the production of its kitchen structure components, lube group has decided to only use materials featuring very low formaldehyde emissions complying with the 4-star standard, as defined by the jis regulation. This standard is certified by the japanese government-the most rigorous when it comes to environmental protection.

Essential geometries and neutral chromatic tones which are also personal: carefully selected for their elegance, they make of Nita a simple and attractive model yet fascinating. The finger-rail aluminium handle, built-in into the doors, the materials and finishes, combined with a free approach to style, allow you to create spaces of an extraordinary compositional flexibility.

Nita has melamine doors in four matt colours, six colour variants for the larch door option, and three refined tranche' essence.

CARATTERISTICHE TECNICHE

ANTE E FRONTALI CASSETTI in melaminico spessore mm 18 bordate in abs colore come anta, disponibile nelle finiture:
soft tinta unita nei colori opachi: bianco neve (opz.750S), corda (opz.891M), caffè (opz.886M), visone (opz.948M),
legno venature verticali nei colori: larice bianco (opz.1823), larice corda (opz.1824), larice cenere (opz.1825),
 larice canapa (opz.1821), larice avorio a poro aperto (opz.187L), frassino terra (opz.2405),
legno tranchè nei colori: rovere bianco (opz.5241), rovere corda (opz.5242), rovere tabacco (opz.5243)

ANTE VETRO telaio in alluminio finitura brill maniglia incorporata con vetro satinato bianco (opz.412A)
 telaio in alluminio finitura brill maniglia incorporata con vetro colorato

MANIGLIA **ad incasso lato orizzontale finitura brill**

STRUTTURE DI SERIE

ANTE: BIANCO NEVE, LARICE BIANCO, ROVERE BIANCO, ROVERE TABACCO
 nobilitato bianco (opz.001), schiena e ripiano bianco (opz.001)

ANTA: LARICE AVORIO
 nobilitato belnoce (opz.049), schiena e ripiano avorio (opz.930)

ANTE: VISONE, CAFFÈ, CORDA, FRASSINO TERRA, LARICE CANAPA
 nobilitato devalè finitura grafis (opz.796), schiena e ripiano bianco (opz.001)

ANTE: ROVERE CORDA, LARICE CORDA, LARICE CENERE
 nobilitato perla d'oriente (opz.940), schiena e ripiano avorio (opz.930)



TOP DI SERIE altezza cm 4 in laminato postformato bianco (opz.001), idrorepellente

MENSOLE altezza cm 3,8 in laminato bianco (opz.001), belnoce (opz.049), perla d'oriente (opz.940), devalè finitura grafis (opz.796), frassino terra (opz.2405), corda (opz.891M), caffè (opz.886M), visone (opz.948M), larice bianco (opz.1823), larice corda (opz.1824), larice canapa (opz.1821), larice cenere (opz.1825)

ZOCCOLI

di serie: altezza 15 cm in pvc ricoperti in melamina colore alluminio satinato (opz.405)

a richiesta: altezza 15 cm in pvc ricoperti in melamina finitura acciaio (opz.407)
 altezza 15 cm in pvc ricoperti in melamina bianco (opz.001)

CARATTERISTICHE TECNICHE

ANTE E FRONTALI CASSETTI

in nobilitato bordate in abs opaco con interno a colore opaco e parte esterna **laccata opaca** nei colori: bianco neve (opz.758), avorio (opz.767), rosso (opz.125), nero (opz.786), canapa (opz.8531), visone (opz.9461), caffè (opz.8901), blu (opz.8361), lavanda (opz.9141), grigio antracite (opz.9553)

in nobilitato bordate in abs lucido con interno a colore opaco e parte esterna **laccata lucida** nei colori: bianco neve (opz.763), avorio (opz.768), rosso (opz.126), nero (opz.787), canapa (opz.8532), visone (opz.9471), caffè (opz.8902), blu (opz.8362), lavanda (opz.9142), grigio antracite (opz.9554)

ANTE VETRO

telaio in alluminio finitura brill maniglia incorporata con vetro satinato bianco (opz.412A)
telaio in alluminio finitura brill maniglia incorporata con vetro colorato

MANIGLIA

ad incasso lato orizzontale finitura brill

STRUTTURE DI SERIE

ANTE: BIANCO NEVE, ROSSO, NERO, BLU, LAVANDA, GRIGIO ANTRACITE
nobilitato bianco (opz.001), schiena e ripiano bianco (opz.001)

ANTA: AVORIO
nobilitato belnoce (opz.049), schiena e ripiano avorio (opz.930)

ANTE: VISONE, CAFFÈ, CANAPA
nobilitato devalè finitura grafis (opz.796), schiena e ripiano bianco (opz.001)

a richiesta: nobilitato perla d'oriente (opz.940), schiena e ripiano avorio (opz.930)



TOP DI SERIE

altezza cm 4 in laminato postformato bianco (opz.001), idrorepellente

MENSOLE

di serie: altezza cm 3,8 in laminato bianco (opz.001), belnoce (opz.049), perla d'oriente (opz.940), devalè finitura grafis (opz.796)

a richiesta: altezza cm 3,8 laccate come ante

ZOCCOLI

di serie: altezza 15 cm in pvc ricoperti in melamina colore alluminio satinato (opz.405)

a richiesta: altezza 15 cm in pvc ricoperti in melamina finitura acciaio (opz.407)
altezza 15 cm in pvc ricoperti in melamina bianco (opz.001)

TECHNICAL SPECIFICATIONS

DOORS AND DRAWER FRONTS	<p>in 18 mm thick melamine, with ABS edging matching the door colour, available in the following finishes:</p> <p>soft solid matt colours: snow white (code 750S), jute (code 891M), coffee (code 886M), mink (code 948M), wood with vertical grain, colours: white larch (code 1823), jute larch (code 1824), ash larch (code 1825), hemp larch (code 1821), open pore ivory larch (code 187L), earth ash (code 2405), tranché wood, colours: white oak (code 5241), jute oak (code 5242), tobacco oak (code 5243)</p>
GLASS DOORS	<p>frame in brill finish aluminium, incorporated handle with frosted white glass (code 412A) frame in brill finish aluminium, incorporated handle with coloured glass</p>
HANDLES	<p>recessed horizontal side brill</p>
STANDARD CARCASSES	<p>DOORS: SNOW WHITE, WHITE LARCH, WHITE OAK, TOBACCO OAK melamine-coated white (code 001), white back panel and shelf (code 001)</p> <p>DOOR: IVORY LARCH melamine-coated belnoce walnut (opt. 049), ivory back panel and shelf (code 930)</p> <p>DOORS: MINK, COFFEE, JUTE, EARTH ASH, HEMP LARCH melamine-coated devalè with grafis finish (code 796), white back panel and shelf (code 001)</p> <p>DOORS: JUTE OAK, JUTE LARCH, ASH LARCH melamine-coated oriental pearl (code 940), ivory back panel and shelf (code 930)</p>
STANDARD TOPS	<p>thickness 4 cm, white post-formed laminate (code 001), waterproof</p>
SHELVES	<p>thickness 3.8 cm, white laminate (code 001), belnoce walnut (code 049), oriental pearl (code 940), devalè with grafis finish (code 796), earth ash (code 2405), jute (code 891M), coffee (code 886M), mink (code 948M), white larch (code 1823), jute larch (code 1824), hemp larch (code 1821), ash larch (code 1825)</p>
PLINTHS	<p>standard: height 15 cm, melamine-coated pvc with satin aluminium finish (code 405)</p> <p>on request: height 15 cm, melamine-coated pvc with steel finish (code 407) height 15 cm, white melamine-coated finish (code 001)</p>

TECHNICAL SPECIFICATIONS

DOORS AND DRAWER FRONTS	<p>melamine-coated, with matt ABS edging, internal part in matt colour and external part in matt lacquer colours: snow white (code 758), ivory (code 767), red (code 125), black (code 786), lilac (code 392), hemp (code 8531), mink (code 9461), coffee (code 8901), blue (code 8361), lavender (code 9141), anthracite grey (code 9553)</p> <p>melamine-coated, with glossy ABS edging, internal part in glossy colour and external part in glossy lacquer colours: snow white (code 763), ivory (code 768), red (code 126), black (code 787), lilac (code 393), hemp (code 8532), mink (code 9471), coffee (code 8902), blue (code 8362), lavender (code 9142), anthracite grey (code 9554)</p>
GLASS DOORS	<p>frame in brill finish aluminium, incorporated handle with frosted white glass (code 412A)</p> <p>frame in brill finish aluminium, incorporated handle with coloured glass</p>
HANDLES	<p>recessed horizontal side brill</p>
STANDARD CARCASSES	<p>DOORS: SNOW WHITE, RED, BLACK, BLUE, LAVENDER, ANTHRACITE GREY melamine-coated white (code 001), white back panel and shelf (code 001)</p> <p>DOOR: IVORY melamine-coated belnoce walnut (opt. 049), ivory back panel and shelf (code 930)</p> <p>DOORS: MINK, COFFEE, HEMP melamine-coated devalè with grafis finish (code 796), white back panel and shelf (code 001)</p> <p>on request: melamine-coated oriental pearl (code 940), ivory back panel and shelf (code 930)</p>
STANDARD TOPS	<p>thickness 4 cm, white post-formed laminate (code 001), waterproof</p>
SHELVES	<p>standard: thickness 3.8 cm, white laminate (code 001), belnoce walnut (code 049), oriental pearl (code 940), devalè with grafis finish (code 796)</p> <p>on request: height 3.8 cm, lacquered in same finish as doors</p>
PLINTHS	<p>standard: height 15 cm, melamine-coated pvc with satin aluminium finish (code 405)</p> <p>on request: height 15 cm, melamine-coated pvc with steel finish (code 407) height 15 cm, white melamine-coated finish (code 001)</p>


ante doors



visone soft (opz.948M)
soft mink (code 948M)



cestone visone soft (opz.948M)
deep drawer soft mink
(code 948M)

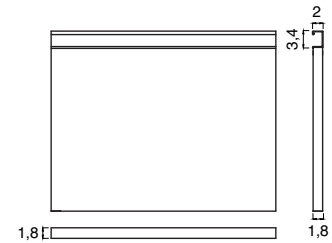


particolare maniglia
detail of handle



cassetto visone soft (opz.948M)
drawer soft mink (code 948M)

SP. 18 MM TH.18 MM




colori opachi matt colours



bianco neve soft (opz.750S)
soft snow white (code 750S)



corda soft (opz.891M)
soft jute (code 891M)



caffè soft (opz.886M)
soft coffee (code 886M)



visone soft (opz.948M)
soft mink (code 948M)

colori legno wood colours



larice bianco (opz.1823)
white larch (code 1823)



larice corda (opz.1824)
jute larch (code 1824)



larice cenere (opz.1825)
ash larch (code 1825)



larice avorio a poro aperto (opz.187L)
open pore ivory larch (code 187L)



larice canapa (opz.1821)
hemp larch (code 1821)



frassino terra (opz.2405)
earth ash (code 2405)

colori legno tranchè tranchè wood colours



rovere bianco (opz.5241)
white oak (code 5241)



rovere corda (opz.5242)
jute oak (code 5242)



rovere tabacco (opz.5243)
tobacco oak (code 5243)

nita laccato

cod. **K19**


ante doors



lavanda opaco (opz.9141)
matt lavender (code 9141)



cestone lavanda opaco (opz.9141)
deep drawer matt lavender
(code 9141)




particolare maniglia
detta



cassetto lavanda opaco (opz.9141)
drawer matt lavender (code 9141)


SP. 18 MM TH. 18 MM



colori opachi matt colours




bianco neve (opz.758)
snow white (code 758)



avorio (opz.767)
ivory (code 767)



rosso (opz.125)
red (code 125)



nero (opz.786)
black (code 786)




lavanda (opz.9141)
lavender (code 9141)



canapa (opz.8531)
hemp (code 8531)



visone (opz.9461)
mink (code 9461)



caffè (opz.8901)
coffee (code 8901)



blù (opz.8361)
blue (code 8361)



grigio antracite (opz.9553)
anthracite grey (code 9553)

NEW

colori lucidi glossy colours



bianco neve (opz.763)
snow white (code 763)



avorio (opz.768)
ivory (code 768)



rosso (opz.126)
red (code 126)



nero (opz.787)
black (code 787)



lavanda (opz.9142)
lavender (code 9142)



canapa (opz.8532)
hemp (code 8532)



visone (opz.9471)
mink (code 9471)



caffè (opz.8902)
coffee (code 8902)



blù (opz.8362)
blue (code 8362)



grigio antracite (opz.9554)
anthracite grey (code 9554)

NEW

nita

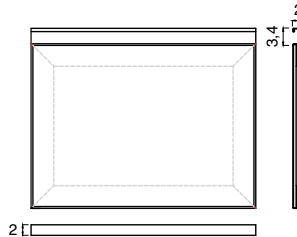
ante vetro alluminio finitura brill vetro satinato bianco
doors brill finish aluminium frame and white frosted glass



telaio alluminio brill (opz.412A),
vetro satinato bianco
aluminium frame brill finish
(code 412A), white frosted glass



cestone vetro telaio alluminio
brill (opz.412A), vetro satinato bianco
glass deep drawer aluminium frame brill
finish (code 412A), white frosted glass



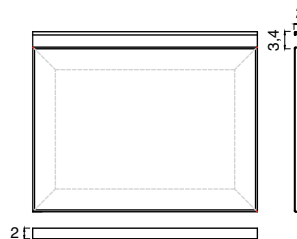
ante vetro alluminio finitura brill vetro colorato
doors brill finish aluminium frame and coloured glass panel




telaio alluminio brill
con vetro colorato
corda satinato (opz.736SA)
brill finish aluminium frame with
jute coloured glass (code 736SA)




cestone vetro telaio alluminio brill
con vetro colorato corda
satinato (opz.736SA)
deep drawer, brill finish aluminium frame
with jute coloured glass (code 736SA)



colori vetri glass colours



bianco neve snow white
(opz.730SA) satinato frosted
(opz.710A) lucido glossy



avorio ivory
(opz.731SA) satinato frosted
(opz.711A) lucido glossy



giallo ambra amber yellow
(opz.723SA) satinato frosted
(opz.723A) lucido glossy



sabbia sand
(opz.726SA) satinato frosted
(opz.726A) lucido glossy



corda jute
(opz.736SA) satinato frosted
(opz.736A) lucido glossy



blu oltremare ultramarine blue
(opz.922SA) satinato frosted
(opz.923A) lucido glossy



lavanda lavender
(opz.9141A) satinato frosted
(opz.9142A) lucido glossy



rosso chiaro light red
(opz.724SA) satinato frosted
(opz.724A) lucido glossy



visone mink
(opz.946SA) satinato frosted
(opz.945A) lucido glossy



caffè coffee
(opz.887SA) satinato frosted
(opz.888A) lucido glossy



grafite graphite
(opz.727SA) satinato frosted
(opz.727A) lucido glossy



blu aviazione aviation blue
(opz.8363A) satinato frosted
(opz.8364A) lucido glossy

nita

Le ante dei pensili sono disponibili anche nella versione senza maniglia.
In questo caso fare riferimento ai pensili del modello Alma con presa su fondo o apertura tip-on

Wall unit doors are available also without handle.
please refer to wall units with "grip on bottom" or tip-on opening in alma model.



nita

strutture carcasses



bianco (opz.001)
schiena e ripiano bianco (opz.001)
white (code 001)
white back panel and shelf (code 001)



devalè finitura grafis (opz.796)
schiena e ripiano bianco (opz.001)
devalè with grafis finish (code 796)
white back panel and shelf (code 001)



perla d'oriente (opz.940)
schiena e ripiano avorio (opz.930)
oriental pearl (code 940)
ivory back panel and shelf (code 930)



belnoce (opz.049)
schiena e ripiano avorio (opz.930)
belnoce walnut (code 049)
ivory back panel and shelf (code 930)



CREO ECOLOGIC

IL GRUPPO LUBE HA SCELTO DI UTILIZZARE PER I COMPONENTI COSTITUENTI LE STRUTTURE DELLE CUCINE SOLO MATERIALE A BASSISSIMA EMISSIONE DI FORMALDEIDE: CONFORMI ALLO STANDARD F**** SECONDO LA NORMA JIS, CERTIFICATO DAL MINISTERO GIAPPONESE, IL PIÙ SEVERO IN MERITO ALLE NORMATIVE DI SALVAGUARDIA AMBIENTALE.

LUBE GROUP HAS CHOSEN TO EXCLUSIVELY USE MATERIALS WITH VERY LOW FORMALDEHYDE EMISSIONS FOR THE COMPONENTS MAKING UP THE KITCHEN CARCASSES: THESE ELEMENTS COMPLY WITH THE F4 STAR STANDARD ACCORDING TO JIS, CERTIFIED BY THE JAPANESE GOVERNMENT - THE MOST STRINGENT WHEN IT COMES TO ENVIRONMENTAL PROTECTION.

zoccoli in pvc H 15 pvc plinth H 15



alluminio satinato
(opz.405)
satin aluminium
(code 405)



acciaio (opz.407)
steel (code 407)



bianco (opz.001)
white (code 001)

nita

mensole in laminato laminate shelves



bianco (opz.001)
white (code 001)




belnoce (opz.049)
belnoce walnut (code 049)



perla d'oriente (opz.940)
oriental pearl (code 940)




corda (opz.891M)
jute (code 891M)



visone (opz.948M)
mink (code 948M)



devalè finitura grafis (opz.796)
devalè with grafis finish (code 796)



caffè (opz.886M)
coffee (code 886M)



larice cenere (opz.1825)
ash larch (code 1825)



larice canapa (opz.1821)
hemp larch (code 1821)



larice bianco (opz.1823)
white larch (code 1823)




larice corda (opz.1824)
jute larch (code 1824)



frassino terra (opz.2405)
earth ash (code 2405)

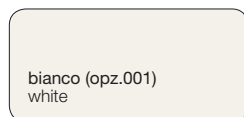
mensole laccate lacquered shelves



laccate opache e lucide come anta
N.B.: per le finiture vedi colori ante laccate

matt and glossy lacquered as door
Note: for the finishes see lacquered door colours

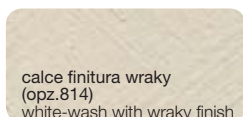
top H 4 consigliati in laminato bordo postformato recommended laminate worktops H 4 with post-formed edge



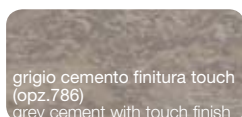
bianco (opz.001)
white



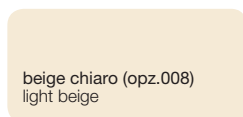
sabbia finitura mika
(opz.823)
sand with mika finish



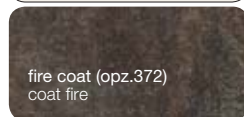
calce finitura wraky
(opz.814)
white-wash with wraky finish



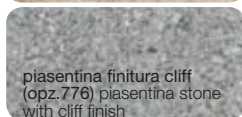
grigio cemento finitura touch
(opz.786)
grey cement with touch finish




beige chiaro (opz.008)
light beige



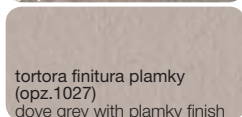
fire coat (opz.372)
coat fire



piasentina finitura cliff
(opz.776) piasentina stone
with cliff finish



ardesia (opz.785)
slate grey



tortora finitura plamky
(opz.1027)
dove grey with plamky finish



shiro finitura flattig
(opz.4545)
shiro whit flattig finish

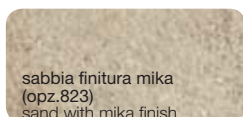
top H 4 consigliati in laminato bordo ABS 1 recommended laminate worktops H 4 with ABS 1 edge



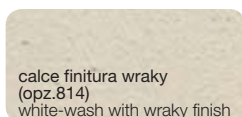
bianco finitura velvet
(opz.800)
white with velvet finish



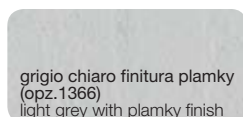
caffè finitura cristal
(opz.831)
coffee with crystal finish



sabbia finitura mika
(opz.823)
sand with mika finish



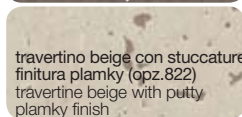
calce finitura wraky
(opz.814)
white-wash with wraky finish



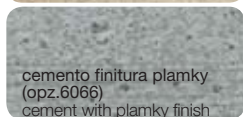
grigio chiaro finitura plamky
(opz.1366)
light grey with plamky finish



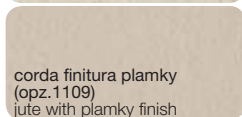
antracite finitura flattig
(opz.858)
anthracite with flattig finish



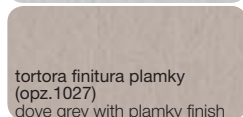
travertino beige con stuccature
finitura plamky (opz.822)
travertine beige with putty
plamky finish



cemento finitura plamky
(opz.6066)
cement with plamky finish



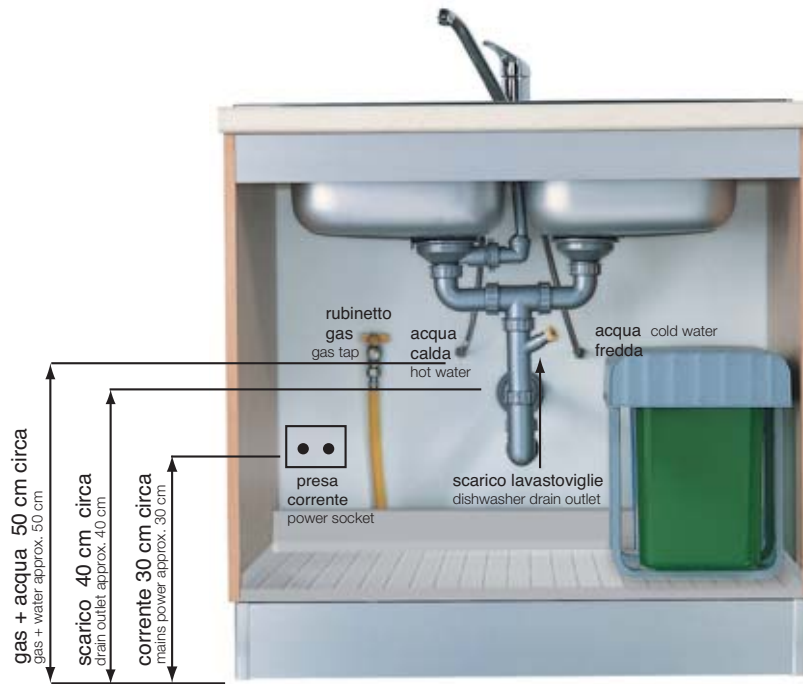
corda finitura plamky
(opz.1109)
jute with plamky finish



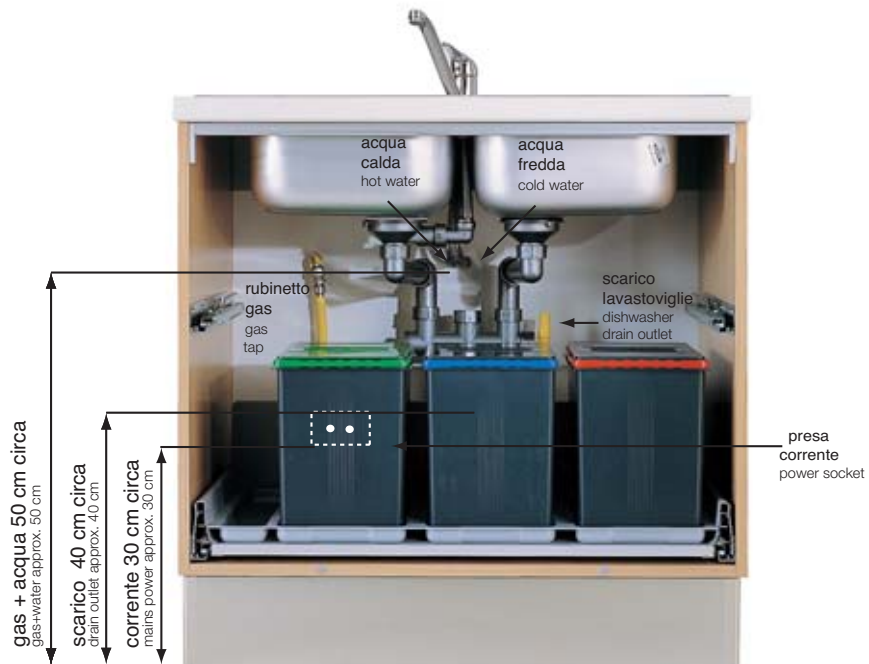
tortora finitura plamky
(opz.1027)
dove grey with plamky finish

SCHEMA DI ALLACCIO IMPIANTO ELETTRICO IDRICO E GAS

POWER, WATER AND GAS NETWORKS CONNECTIONS DIAGRAM



SOTTOLAVELLO CON ANTE
SINK BASE UNIT WITH DOORS



SOTTOLAVELLO 2 CESTONI CON SIFONE SALVASPAZIO
SINK BASE UNIT WITH 2 DEEP DRAWERS AND SPACE-SAVER DRAIN PIPING