

jey

La cucina modello Jey con maniglia a "J" che nasce direttamente dalla sagomatura dell'anta di spessore 22 mm, offre il design essenziale e la funzionalità delle cucine senza maniglia e valorizzando gli accostamenti cromatici delle essenze legno e delle tinte unite che convivono in maniera armonica in Jey. La particolarissima anta in melaminico, è il frutto di un attento lavoro sulle finiture e sulle colorazioni delle essenze che riproducono il legno e l'attento mix con i colori finitura opaca: si potranno abbinare ante finitura real touch con ante in tinta unita finitura top matt in perfetta armonia, perchè queste ultime hanno i bordi e la presa maniglia dell'anta nella stessa essenza delle ante legno scelte. Jey offre l'immagine di una cucina dalle linee pulite ed essenziali, per ambienti moderni che associati alle raffinate finiture legno e agli eleganti colori opachi, danno vita a soluzioni ricercate e preziose, per conferire all'ambiente cucina, sempre più spesso associato al living, una soluzione di continuità stilistica per creare ambienti unici da vivere.





CREO ECOLOGIC

IL GRUPPO LUBE HA SCELTO DI UTILIZZARE PER I COMPONENTI COSTITUENTI LE STRUTTURE DELLE CUCINE SOLO MATERIALE A BASSISSIMA EMISSIONE DI FORMALDEIDE: CONFORMI ALLO STANDARD F4STELLE SECONDO LA NORMA JIS, CERTIFICATO DAL MINISTERO GIAPPONESE, IL PIU' SEVERO IN MERITO ALLE NORMATIVE DI SALVAGUARDIA AMBIENTALE.

Regarding the production of its kitchen structure components, lube group has decided to only use materials featuring very low formaldehyde emissions complying with the 4-star standard, as defined by the jis regulation. This standard is certified by the japanese government-the most rigorous when it comes to environmental protection.

Jey, with its J-shaped handle which protrudes directly from the profile of the 22 mm thick door, offers the spartan design and functionality of kitchens without handles while exploiting the chromatic combinations of wood and solid colours in harmonious compositions. The unique melamine door is the outcome of careful research in wood effect finishes and colours, and a refined mix with the matt finish colours: one can combine real touch finish and solid top matt finish colour doors in perfect harmony, since the latter have edging and handles in the same material as the wood finish door. Jey offers the image of a clean, simple design kitchen for modern spaces where combined with refined wood finishes and elegant matt colours result in high value solutions for a kitchen ever more integrated with the living room, to form a single, continuous living space in the house.

CREOKITCHENS

CARATTERISTICHE TECNICHE

ANTE E FRONTALI CASSETTI	anta sp. 22 mm in melaminico, finitura real touch fiamma orizzontale nei colori: rovere silver (opz.5306), rovere diamond (opz.5307), rovere gold (opz.5308)
ANTA VETRO	<p>anta sp.22 mm in melaminico, finitura top matt nei colori: grigio agata con maniglia e bordo rovere silver (opz.9625), bianco assoluto con maniglia e bordo rovere diamond (opz.7443), grigio canapa con maniglia e bordo rovere gold (opz.8913)</p> <p>telaio in melaminico, finitura real touch fiamma orizzontale nei colori: rovere silver (opz.5306), rovere diamond (opz.5307), rovere gold (opz.5308), vetro satinato bianco sp.4 mm</p> <p>telaio in melaminico, finitura top matt nei colori: grigio agata con maniglia e bordo rovere silver (opz.9625), bianco assoluto con maniglia e bordo rovere diamond (opz.7443), grigio canapa con maniglia e bordo rovere gold (opz.8913), vetro satinato bianco sp.4 mm</p>
MANIGLIA	la presa maniglia è inclusa sull'anta
STRUTTURE DI SERIE	<p>ANTE: ROVERE SILVER, GRIGIO AGATA, ROVERE GOLD, GRIGIO CANAPA nobilitato perla d'oriente (opz.940) schiena e ripiano avorio (opz.930)</p> <p>ANTE: ROVERE DIAMOND, BIANCO ASSOLUTO nobilitato bianco (opz.001), schiena e ripiano bianco (opz.001)</p> <p>a richiesta: nobilitato devalè finitura grafis (opz.796), schiena e ripiano bianco (opz.001)</p>
TOP DI SERIE	altezza cm 4 in laminato postformato bianco (opz.001), idrorepellente
MENSOLE	<p>di serie: altezza 3,8 cm in laminato bianco (opz.001), perla d'oriente (opz.940), devalè finitura grafis (opz.796)</p> <p>a richiesta: altezza 3,8 cm in laminato finiture come ante</p>
ZOCCOLI	<p>di serie: altezza 15 cm in pvc ricoperti in melamina finitura acciaio (opz.407)</p> <p>a richiesta: altezza 15 cm in pvc ricoperti in melamina finitura alluminio satinato (opz.405), bianco (opz.001) altezza 15 cm in alluminio liscio finitura brill (opz.412), alluminio bianco semilucido (opz.A001), alluminio brown semilucido (opz.A370), alluminio beige semilucido (opz.A444)</p>



TECHNICAL SPECIFICATIONS

DOORS AND DRAWER FRONT PANELS	<p>door Th. 22 mm, melamine-coated, real touch finish with horizontal grain, available in the following colours: silver oak (opt.5306), diamond oak (opt.5307), gold oak (opt.5308)</p> <p>door Th. 22 mm, melamine-coated, top matt finish available in the following colours: agate grey with silver oak handle and edge (opt.9625), absolute white with diamond oak handle and edge (opt.7443), hemp grey with gold oak handle and edge (opt.8913)</p>
GLASS DOOR	<p>melamine-coated frame, real touch finish with horizontal grain, available in the following colours: silver oak (opt.5306), diamond oak (opt.5307), gold oak (opt.5308), white frosted glass Th. 4 mm</p> <p>melamine-coated frame, top matt finish available in the following colours: agate grey with silver oak handle and edge (opt.9625), absolute white with diamond oak handle and edge (opt.7443), hemp grey with gold oak handle and edge (opt.8913), white frosted glass Th. 4 mm</p>
HANDLE	<p>the handle grip is included on the door</p>
STANDARD STRUCTURES	<p>DOORS: SILVER OAK, AGATE GREY, GOLD OAK, HEMP GREY melamine-coated oriental pearl (opt.940) ivory back panel and shelf (opt.930)</p> <p>DOORS: DIAMOND OAK, ABSOLUTE WHITE melamine-coated white (opt.001), white back panel and shelf (opt.001)</p> <p>on request: melamine-coated devalè with grafis finish (opt.796), white back panel and shelf (opt.001)</p>
STANDARD TOPS	<p>height 4 cm, white post-formed laminate (opt.001), waterproof</p>
SHELVES	<p>standard: height 3.8 cm, laminate white (opt.001), oriental pearl (opt.940), devalè with grafis finish (opt.796)</p> <p>on request: height 3.8 cm, laminate with same finish as doors</p>
PLINTHS	<p>standard: height 15 cm, melamine-coated pvc with steel finish (opt.407)</p> <p>on request: height 15 cm, melamine-coated pvc with satin aluminium finish (opt.405), white finish (opt.001) height 15 cm, smooth aluminium with brill finish (opt.412), white semi-polished aluminium (opt.A001) brown semi-polished aluminium (opt.A370), beige semi-polished aluminium (opt.A444)</p>

ante finitura real touch
doors with real touch finish



rovere silver (opz.5306)
silver oak (opt.5306)





rovere gold (opz.5308)
gold oak (opt.5308)




rovere diamond (opz.5307)
diamond oak (opt.5307)

SP. 22 MM TH.22 MM




particolare presa maniglia tipo "A"
detail of handle grip type "A"


ante finitura top matt
doors with top matt finish




grigio agata (opz.9625)
agate grey (opt.9625)



grigio canapa (opz.8913)
hemp grey (opt.8913)



bianco assoluto (opz.7443)
absolute white (opt.7443)



particolare presa maniglia tipo "A"
detail of handle grip type "A"

ante vetro finitura real touch
glass doors with real touch finish

SP. 22 MM TH.22 MM




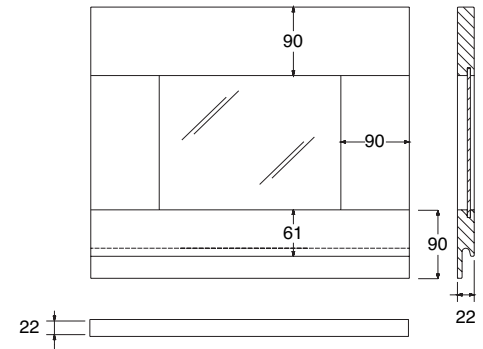
telaio rovere silver
(opz.5306)
silver oak frame (opt.5306)



telaio rovere gold
(opz.5308)
gold oak frame (opt.5308)




telaio rovere diamond
(opz.5307)
diamond oak frame (opt.5307)



particolare presa maniglia tipo "A"
detail of handle grip type "A"

ante vetro finitura top matt
glass doors with top matt finish




telaio grigio agata (opz.9625)
agate grey frame (opt.9625)



telaio grigio canapa (opz.8913)
hemp grey frame (opt.8913)



telaio bianco assoluto (opz.7443)
absolute white frame (opt.7443)



particolare presa maniglia tipo "A"
detail of handle grip type "A"

jey

strutture carcasses



perla d'oriente (opz.940)
schiena e ripiano avorio (opz.930)
oriental pearl (opt.940)
ivory back panel and shelf (opt.930)



bianco (opz.001)
schiena e ripiano bianco (opz.001)
white (opt.001)
white back panel and shelf (opt.001)



devalè finitura grafis (opz.796)
schiena e ripiano bianco (opz.001)
devalè with grafis finish (opt.796)
white back panel and shelf (opt.001)



CREO ECOLOGIC

IL GRUPPO LUBE HA SCELTO DI UTILIZZARE PER I COMPONENTI COSTITUENTI LE STRUTTURE DELLE CUCINE SOLO MATERIALE A BASSISSIMA EMISSIONE DI FORMALDEIDE: CONFORMI ALLO STANDARD F**** SECONDO LA NORMA JIS, CERTIFICATO DAL MINISTERO GIAPPONESE, IL PIÙ SEVERO IN MERITO ALLE NORMATIVE DI SALVAGUARDIA AMBIENTALE.

LUBE GROUP HAS CHOSEN TO EXCLUSIVELY USE MATERIALS WITH VERY LOW FORMALDEHYDE EMISSIONS FOR THE COMPONENTS MAKING UP THE KITCHEN CARCASSES. THESE ELEMENTS COMPLY WITH THE F4 STAR STANDARD ACCORDING TO JIS, CERTIFIED BY THE JAPANESE GOVERNMENT - THE MOST STRINGENT WHEN IT COMES TO ENVIRONMENTAL PROTECTION.

zoccoli in pvc H 15 pvc plinths H 15



acciaio (opz.407)
steel (opt.407)



alluminio satinato
(opz.405)
satin aluminium
(opt.405)



bianco (opz.001)
white (opt.001)

zoccoli in alluminio H 15 aluminium plinths H 15



alluminio liscio finitura
brill (opz.412)
smooth aluminium with
brill finish (opt.412)



alluminio bianco
semilucido (opz.A001)
semi-polished white
aluminium (opt.A001)



alluminio brown
semilucido (opz.A370)
semi-polished brown
aluminium (opt.A370)



alluminio beige
semilucido (opz.A444)
semi-polished beige
aluminium (opt.A444)

al ml
per lm

cod.092155
code

per terminale "A" DX
for end unit "A" RH

cod.092265
code

per terminale "A" SX
for end unit "A" LH

cod.092266
code

mensole in laminato laminate shelves



perla d'oriente (opz.940)
oriental pearl (opt.940)



bianco (opz.001)
white (opt.001)



devalè finitura grafis (opz.796)
devalè with grafis finish (opt.796)

mensole in laminato colore come anta melamine shelves same colour as door




rovere silver (opz.5306)
silver oak (opt.5306)



rovere gold (opz.5308)
gold oak (opt.5308)



rovere diamond (opz.5307)
diamond oak (opt.5307)



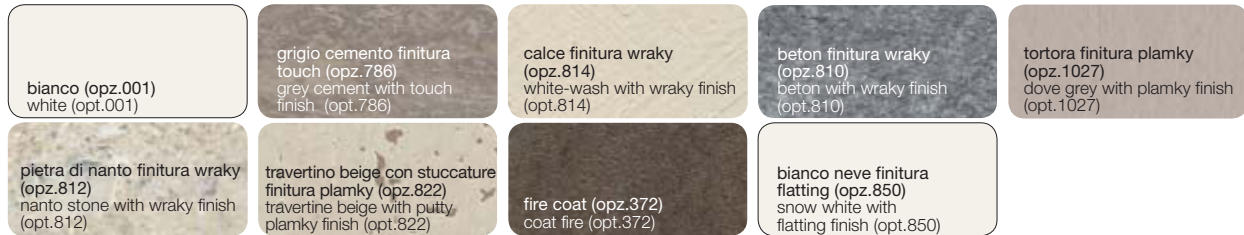
grigio agata (opz.9625)
agate grey (opt.9625)



grigio canapa (opz.8913)
hemp grey (opt.8913)

top H 4 consigliati in laminato bordo postformato

recommended laminate worktops H 4 with post-formed edge



top H 4 consigliati in laminato bordo ABS 1

recommended laminate worktops H 4 with ABS 1 edge

