

La preziosità materica del legno massello, tre finiture di grande raffinatezza, cinque nuance calde ed avvolgenti, forme ricercate, dettagli di pregio, in una collezione di cucine che sa interpretare l'eleganza di uno stile senza tempo con la funzionalità e la praticità richieste dalla vita contemporanea. Sia che tu desideri per la tua casa un arredamento classico, sia che tu preferisca una declinazione in chiave moderna della tradizionale cucina in legno, Claudia saprà soddisfare tutte le tue esigenze.

The prized material essence of solid wood, three highly refined finishes, five warm and charming nuances, sophisticated shapes and top-quality details - all these features packed into a kitchen collection capable of blending the elegance of a timeless style with the contemporary need for functionality and practicality. Whether you desire a classical feel for your home furnishings, or a more modern interpretation of the traditional wooden kitchen, Claudia can satisfy all your needs.



nel cuore della casa

# Claudia



## LUBE ECOLOGIC

IL GRUPPO LUBE HA SCELTO DI UTILIZZARE PER I COMPONENTI COSTITUENTI LE STRUTTURE DELLE CUCINE SOLO MATERIALE A BASSISSIMA EMISSIONE DI FORMALDEIDE: CONFORMI ALLO STANDARD F4STELLE SECONDO LA NORMA JIS, CERTIFICATO DAL MINISTERO GIAPPONESE, IL PIU' SEVERO IN MERITO ALLE NORMATIVE DI SALVAGUARDIA AMBIENTALE.

Regarding the production of its kitchen structure components, lube group has decided to only use materials featuring very low formaldehyde emissions complying with the 4-star standard, as defined by the jis regulation. This standard is certified by the japanese government-the most rigorous when it comes to environmental protection.



**SP. 24 MM**

N.B.: i prezzi sono espressi all'unità di euro (iva esclusa)

**CARATTERISTICHE TECNICHE**

ANTE	intelaiata sp.24 mm in massello di frassino con pannello impiallacciato frassino con fresate orizzontali nei colori: tinto noce spazzolato (opz.561), panna decapè spazzolato (opz.564), corda decapè spazzolato (opz.566), argilla decapè spazzolato (opz.567), laccato bianco (opz.569)
ANTE CON GRATA	disponibili nelle misure 71,7x44,6 - 71,7x59,6 - 35,7x44,6 - 35,7x59,6 - 35,7x89,6 nei colori: tinto noce spazzolato (opz.561G), panna decapè spazzolato (opz.564G), corda decapè spazzolato (opz.566G), argilla decapè spazzolato (opz.567G), laccato bianco (opz.569G)
FRONTALI CASSETTI	in massello di frassino liscio sp.24 mm nei colori: tinto noce spazzolato (opz.561), panna decapè spazzolato (opz.564), corda decapè spazzolato (opz.566), argilla decapè spazzolato (opz.567), laccato bianco (opz.569)
ANTE VETRO di serie	<b>VETRO MOLATO SATINATO SP.4 MM</b> telaio sp.24 mm in massello di frassino nelle finiture: tinto noce spazzolato (opz.561M), panna decapè spazzolato (opz.564M), corda decapè spazzolato (opz.566M), argilla decapè spazzolato (opz.567M), laccato bianco (opz.569M)
ANTE VETRO a richiesta	<b>VETRO SERIGRAFATO BIANCO E DECORO FLOREALE SP.4 MM</b> telaio sp.24 mm in massello di frassino nelle finiture: tinto noce spazzolato (opz.561D), panna decapè spazzolato (opz.564D), corda decapè spazzolato (opz.566D), argilla decapè spazzolato (opz.567D), laccato bianco (opz.569D)  <b>VETRO ANTICO "F" SP.4 MM TELAIO CON INGLESINA</b> telaio sp.24 mm in massello di frassino nelle finiture: tinto noce spazzolato (opz.561I), panna decapè spazzolato (opz.564I), corda decapè spazzolato (opz.566I), argilla decapè spazzolato (opz.567I), laccato bianco (opz.569I)
MANIGLIE	<p>di serie per ante noce e panna decapè: 224 finitura argento antico passo mm 128 per anta L 15 pomo finitura argento antico 224P</p> <p>a richiesta: 225 finitura argento antico passo mm 128 per anta L 15 pomo finitura argento antico 224P</p> <p>230 finitura argento antico passo mm 128 per anta L 15 pomo finitura argento antico 224P</p> <p>155 finitura argento antico passo mm 96 per anta L 15 pomo finitura argento antico 224P</p> <p>185 finitura ottone vecchio passo mm 96 per anta L 15 pomo finitura ottone vecchio 228P</p> <p>186 finitura ottone vecchio passo mm 96 per anta L 15 pomo finitura ottone vecchio 228P</p> <p>222 finitura rame antico inserto avorio passo mm 128 per anta L 15 pomo finitura rame antico 222P</p> <p>091 finitura argento inserto rame passo mm 64 per anta L 15 pomo finitura argento 090P passo mm 16</p> <p>092 finitura rame brunito inserto argento passo mm 64 per anta L 15 pomo finitura rame brunito 092P passo mm 16</p> <p>251 finitura nichel nero satinato lucido passo mm 160 per anta L 15 passo mm 96</p> <p>620 pomo in ceramica colore avorio</p>



## CARATTERISTICHE TECNICHE

### MANIGLIE

di serie per ante corda, argilla e laccata bianca: F482 finitura cromo passo mm 160  
per anta L 15 passo mm 64

a richiesta: 244 finitura cromo passo mm 160  
per anta L 15 pomo finitura cromo 244P

242 finitura satinata passo mm 160  
per anta L 15 pomo finitura satinata 242P

246 finitura canna di fucile con swarovski centrali passo mm 160  
per anta L 15 maniglia 246/1 passo mm 32

248 finitura bronzo scuro passo mm 160  
per anta L 15 passo mm 64

### STRUTTURE

ANTA: tinto noce spazzolato  
nobilitato rovere savoyen (opz.023), schiena e ripiano avorio (opz.930)

ANTA: panna decapè spazzolato  
nobilitato panna decapè (opz.564), schiena e ripiano avorio (opz.930)

ANTA: corda decapè spazzolato  
nobilitato corda decapè (opz.566), schiena e ripiano avorio (opz.930)

ANTA: argilla decapè spazzolato  
nobilitato argilla decapè (opz.567), schiena e ripiano avorio (opz.930)

ANTA: laccato bianco  
nobilitato bianco camelia (opz.606), schiena e ripiano avorio (opz.930)



### MENSOLE

di serie: altezza 3,8 cm in laminato rovere savoyen (opz.023), panna decapè (opz.564), corda decapè (opz.566), argilla decapè (opz.567), bianco camelia (opz.606)

a richiesta: altezza 3,8 cm impiallacciate tinto noce spazzolato (opz.561), panna decapè spazzolato (opz.564), corda decapè spazzolato (opz.566), argilla decapè spazzolato (opz.567), laccato bianco (opz.569)

### ZOCCOLI

altezza 15 cm in pvc ricoperti in melamina nei colori: tinto noce (opz.561), panna decapè (opz.564), corda decapè (opz.566), argilla decapè (opz.567), laccato bianco (opz.569)



**TH. 24 MM**

Note: the prices are expressed in units of euro (vat excluded)

**TECHNICAL FEATURES**

<b>DOORS</b>	24 mm thick frame in solid ash with ash veneered panel with horizontal grooves in the following colours: brushed walnut-stained (code 561), brushed pickled cream (code 564), brushed pickled jute (code 566), brushed pickled clay (code 567), white lacquer (code 569)
<b>DOORS WITH GRATING</b>	available in sizes 71.7 x 44.6 - 71.7 x 59.6 - 35.7 x 44.6 - 35.7 x 59.6 - 35.7 x 89.6 in the following colours: brushed walnut-stained (code 561G), brushed pickled cream (code 564G), brushed pickled jute (code 566G), brushed pickled clay (code 567G), white lacquer (code 569G)
<b>DRAWER FRONT PANELS</b>	in 24mm thick smooth solid ash in the following colours: brushed walnut-stained (code 561), brushed pickled cream (code 564), brushed pickled jute (code 566), brushed pickled clay (code 567), white lacquer (code 569)
<b>GLASS DOORS standard</b>	<b>4MM THICK BEVELLED AND FROSTED GLASS</b> 24 mm thick solid ash frame in the following finishes: brushed walnut-stained (code 561M), brushed pickled cream (code 564M), brushed pickled jute (code 566M), brushed pickled clay (code 567M), white lacquer (code 569M)
<b>GLASS DOORS on request</b>	<b>4 MM THICK WHITE SERIGRAPH GLASS WITH FLORAL DECORATION</b> 24 mm thick solid ash frame in the following finishes: brushed walnut-stained (code 561D), brushed pickled cream (code 564D), brushed pickled jute (code 566D), brushed pickled clay (code 567D), white lacquer (code 569D)  <b>4MM THICK ANTIQUE GLASS "F" FRAME WITH GLASS PANELS</b> 24 mm thick solid ash frame in the following finishes: brushed walnut-stained (code 561I), brushed pickled cream (code 564I), brushed pickled jute (code 566I), brushed pickled clay (code 567I), white lacquer (code 569I)
<b>HANDLES</b>	<b>standard:</b> for walnut and pickled cream doors: 224 antique silver finish centre-to-centre distance 128 mm for door W 15 antique silver finish knob hole 224P  <b>on request:</b> 225 antique silver finish centre-to-centre distance 128 mm for door W 15 antique silver finish knob hole 224P  230 antique silver finish centre-to-centre distance 128 mm for door W 15 antique silver finish knob hole 224P  155 antique silver finish centre-to-centre distance 96 mm for door W 15 antique silver finish knob hole 224P  185 old brass finish centre-to-centre distance 96 mm for door W 15 knob hole with old brass finish 228P  186 old brass finish centre-to-centre distance 96 mm for door W 15 knob hole with old brass finish 228P  222 antique copper finish with ivory insert centre-to-centre distance 128 mm for door W 15 antique copper finish knob hole 222P  091 silver finish with copper insert centre-to-centre distance 64 mm for door W 15 silver finish knob hole 090P centre-to-centre distance 16 mm  092 burnished copper finish with silver insert centre-to-centre distance 64 mm for door W 15 burnished copper finish knob hole 092P centre-to-centre distance 16 mm  251 polished satin-finish black nickel finish centre-to-centre distance 160 mm for door W 15 centre-to-centre distance 96 mm  620 ivory coloured ceramic knob hole



## TECHNICAL FEATURES

### HANDLES

**standard:** for jute, clay and white lacquer doors: F482 chrome finish centre-to-centre distance 160 mm  
for door W 15 with 64 mm gap

**on request:** 244 chrome finish centre-to-centre distance 160 mm  
for door W 15 chrome finish knob hole 244P

242 satin finish centre-to-centre distance 160 mm  
for door W 15 satin finish knob hole 242P

246 gunmetal grey finish with central swarovski crystals centre-to-centre distance 160 mm  
for door W 15 handle 246/1 centre-to-centre distance 32 mm

248 dark bronze finish centre-to-centre distance 160 mm  
for door W 15 centre-to-centre distance 64 mm

### STRUCTURES

**DOOR: brushed walnut-stained**  
melamine-coated savoyen oak (code 023), ivory back panel and shelf (code 930)

**DOOR: brushed pickled cream**  
melamine-coated pickled cream (code 564), ivory back panel and shelf (code 930)

**DOOR: brushed pickled jute**  
melamine-coated pickled jute (code 566), ivory back panel and shelf (code 930)

**DOOR: brushed pickled clay**  
melamine-coated pickled clay (code 567), ivory back panel and shelf (code 930)

**DOOR: white lacquer**  
melamine-coated camellia white (code 606), ivory back panel and shelf (code 930)

### SHELVES

**standard:** height 3.8 cm in savoyen oak laminate (code 023), pickled cream (code 564), pickled jute (code 566), pickled clay (code 567), camellia white (code 606)

**on request:** height 3.8 cm veneered in brushed walnut-stained (code 561), brushed pickled cream (code 564), brushed pickled jute (code 566),  
brushed pickled clay (code 567), white lacquer (code 569)

### PLINTHS

height 15 cm in PVC coated with melamine in the following colours: walnut-stained (code 561), pickled cream (code 564), pickled jute (code 566),  
pickled clay (code 567), white lacquer (code 569)

cod. **408**

**SP. 24 MM TH. 24 MM**

*Claudia*

ante in frassino tinto noce spazzolato doors in brushed walnut-stained ash

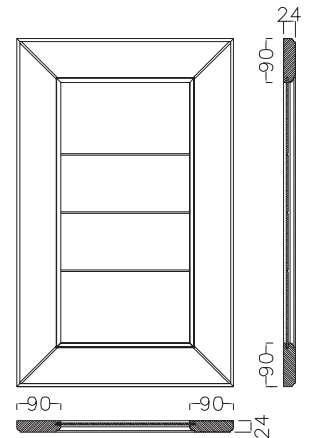
**SP. 24 MM**



**anta (opz.561)**  
door (code 561)



**anta con grata (opz.561G)**  
door with grating (code 561G)



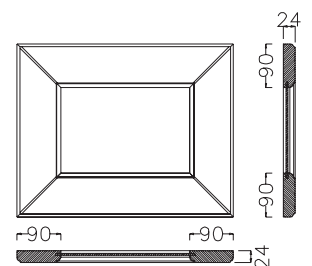
**frontale cestone (opz.561)**  
deep drawer front panel  
(code 561)



**frontale cestone con grata (opz.561G)**  
deep drawer front panel  
with grating (code 561G)



**frontale cassetto (opz.561)**  
drawer front panel (code 561)



ante vetro in frassino tinto noce spazzolato glass doors in brushed walnut-stained ash

**SP. 24 MM**



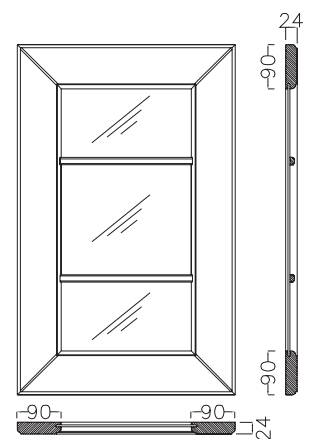
**vetro molato satinato (opz.561M)**  
bevelled and frosted glass  
(code 561M)



**vetro serigrafato (opz.561D)**  
serigraph glass (code 561D)



**inglesina con vetro antico "F" (opz.561I)**  
glass panels with antique  
glass "F" (code 561I)



**disegno anta vetro con inglesina, vetro antico "F"**  
glass door drawing with glass  
panels, antique glass "F"



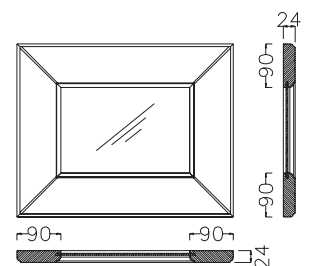
**cestone con vetro molato satinato (opz.561M)**  
deep drawer with bevelled  
and frosted glass (code 561M)



**cestone con vetro serigrafato (opz.561D)**  
deep drawer with serigraph  
glass (code 561D)



**cestone con vetro antico "F" (opz.561I)**  
deep drawer with antique  
glass "F" (code 561I)



cod. **408**

**SP. 24 MM TH. 24 MM**

*Claudia*

ante in frassino panna decapè spazzolato doors in brushed pickled cream ash


**SP. 24 MM**



**anta (opz.564)**  
door (code 564)



**anta con grata (opz.564G)**  
door with grating (code 564G)



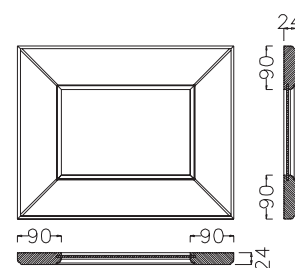
**frontale cestone (opz.564)**  
deep drawer front panel  
(code 564)



**frontale cestone con grata (opz.564G)**  
deep drawer front panel  
with grating (code 564G)



**frontale cassetto (opz.564)**  
drawer front panel (code 564)



ante vetro in frassino panna decapè spazzolato glass doors in brushed pickled cream ash

**SP. 24 MM**



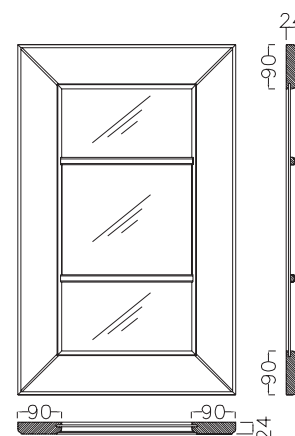
**vetro molato satinato (opz.564M)**  
bevelled and frosted glass  
(code 564M)



**vetro serigrafato (opz.564D)**  
serigraph glass (code 564D)



**inglesina con vetro antico "F" (opz.564I)**  
glass panels with antique  
glass "F" (code 564I)



**disegno anta vetro con inglesina, vetro antico "F"**  
glass door drawing with glass  
panels, antique glass "F"



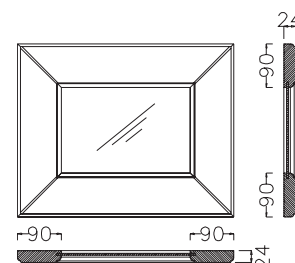
**cestone con vetro molato satinato (opz.564M)**  
deep drawer with bevelled  
and frosted glass (code 564M)



**cestone con vetro serigrafato (opz.564D)**  
deep drawer with serigraph  
glass (code 564D)



**cestone con vetro antico "F" (opz.564I)**  
deep drawer with antique  
glass "F" (code 564I)



cod. **408**

**SP. 24 MM TH. 24 MM**

*Claudia*

ante in frassino corda decapè spazzolato doors in brushed pickled jute ash

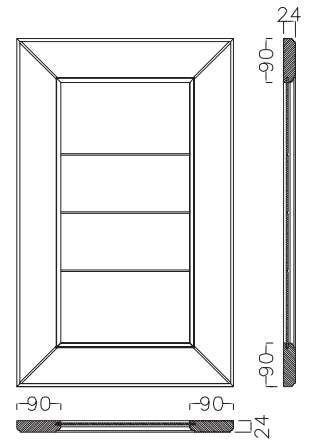
**SP. 24 MM**



**anta (opz.566)**  
door (code 566)



**anta con grata (opz.566G)**  
door with grating (code 566G)



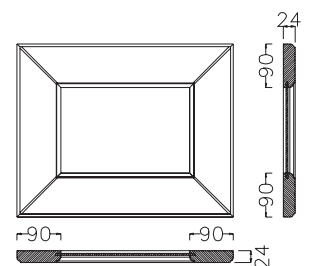
**frontale cestone (opz.566)**  
deep drawer front panel  
(code 566)



**frontale cestone con grata (opz.566G)**  
deep drawer front panel  
with grating (code 566G)



**frontale cassetto (opz.566)**  
drawer front panel (code 566)



ante vetro in frassino corda decapè spazzolato glass doors in brushed pickled jute ash

**SP. 24 MM**



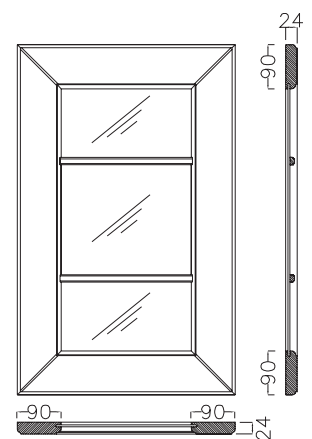
**vetro molato satinato (opz.566M)**  
bevelled and frosted glass  
(code 566M)



**vetro serigrafato (opz.566D)**  
serigraph glass (code 566D)



**inglesina con vetro antico "F" (opz.566I)**  
glass panels with antique  
glass "F" (code 566I)



**disegno anta vetro con inglesina, vetro antico "F"**  
glass door drawing with glass  
panels, antique glass "F"



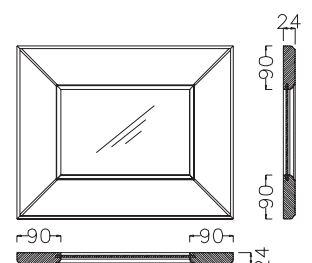
**cestone con vetro molato satinato (opz.566M)**  
deep drawer with bevelled  
and frosted glass (code 566M)



**cestone con vetro serigrafato (opz.566D)**  
deep drawer with serigraph  
glass (code 566D)



**cestone con vetro antico "F" (opz.566I)**  
deep drawer with antique  
glass "F" (code 566I)





cod. **408**

**SP. 24 MM TH. 24 MM**

*Claudia*

ante in frassino argilla decapè spazzolato doors in brushed pickled clay ash

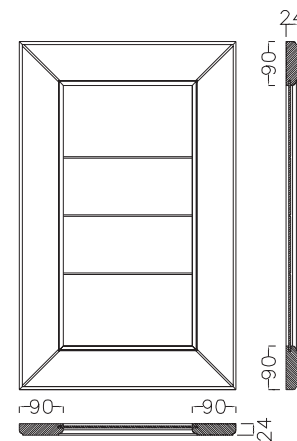
**SP. 24 MM**



**anta (opz.567)**  
door (code 567)



**anta con grata (opz.567G)**  
door with grating (code 567G)



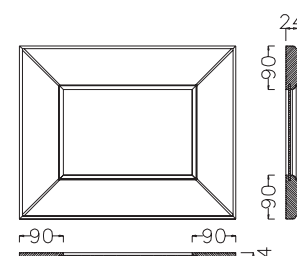
**frontale cestone (opz.567)**  
deep drawer front panel  
(code 567)



**frontale cestone con grata (opz.567G)**  
deep drawer front panel  
with grating (code 567G)



**frontale cassetto (opz.567)**  
drawer front panel (code 567)



ante vetro in frassino argilla decapè spazzolato glass doors in brushed pickled clay ash

**SP. 24 MM**



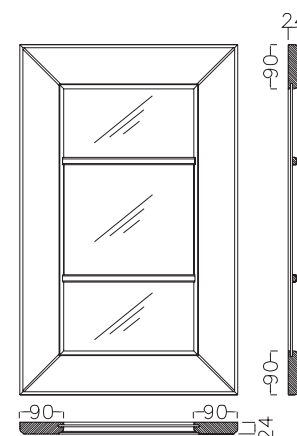
**vetro molato satinato (opz.567M)**  
bevelled and frosted glass  
(code 567M)



**vetro serigrafato (opz.567D)**  
serigraph glass (code 567D)



**inglesina con vetro antico "F" (opz.567I)**  
glass panels with antique  
glass "F" (code 567I)



**disegno anta vetro con inglesina, vetro antico "F"**  
glass door drawing with glass  
panels, antique glass "F"



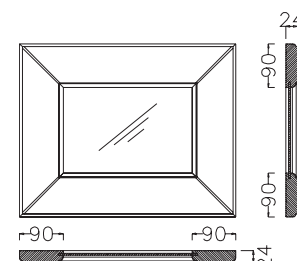
**cestone con vetro molato satinato (opz.567M)**  
deep drawer with bevelled  
and frosted glass (code 567M)



**cestone con vetro serigrafato (opz.567D)**  
deep drawer with serigraph  
glass (code 567D)



**cestone con vetro antico "F" (opz.567I)**  
deep drawer with antique  
glass "F" (code 567I)



cod. **408**

**SP. 24 MM TH. 24 MM**

*Claudia*

ante in frassino spazzolato laccato bianco doors in brushed white lacquer ash

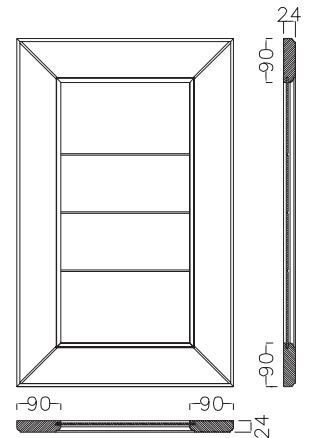
**SP. 24 MM**



**anta (opz.569)**  
door (code 569)



**anta con grata (opz.569G)**  
door with grating (code 569G)



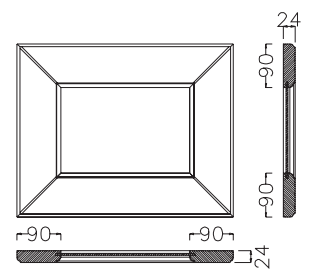
**frontale cestone (opz.569)**  
deep drawer front panel (code 569)



**frontale cestone con grata (opz.569G)**  
deep drawer front panel with grating (code 569G)



**frontale cassetto (opz.569)**  
drawer front panel (code 569)



ante vetro in frassino spazzolato laccato bianco glass doors in brushed white lacquer ash

**SP. 24 MM**



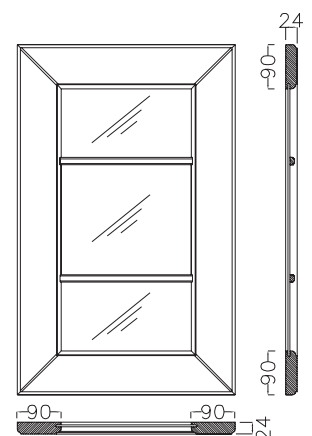
**vetro molato satinato (opz.569M)**  
bevelled and frosted glass (code 569M)



**vetro serigrafato (opz.569D)**  
serigraph glass (code 569D)



**inglesina con vetro antico "F" (opz.569I)**  
glass panels with antique glass "F" (code 569I)



**disegno anta vetro con inglesina, vetro antico "F"**  
glass door drawing with glass panels, antique glass "F"



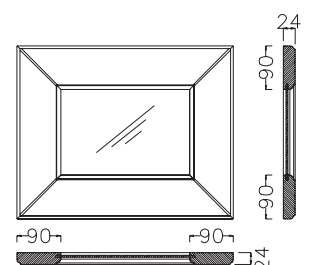
**cestone con vetro molato satinato (opz.569M)**  
deep drawer with bevelled and frosted glass (code 569M)



**cestone con vetro serigrafato (opz.569D)**  
deep drawer with serigraph glass (code 569D)



**cestone con vetro antico "F" (opz.569I)**  
deep drawer with antique glass "F" (code 569I)





**elementi da 15 con piastrelle 10x10** n.b.: per prezzi vedi pag.156

15 cm elements with 10x10 tiles - Note: for prices see page 156

**Serie: VERONA**

Range: VERONA



telaio panna decapè con  
piastrelle rosso persia  
pickled cream frame with  
persian red tiles



telaio laccato bianco  
con piastrelle giallo reale  
white lacquer frame with royal  
yellow tiles



rosso persia  
(opz.235)  
persian red



giallo reale  
(opz.232)  
royal yellow



rosa antico  
(opz.230)  
antique pink



botticino  
(opz.240)  
botticino

**Serie: ANTIQUA**

Range: ANTIQUA



telaio argilla decapè  
con piastrelle bianco lucido  
pickled clay frame with glossy  
white tiles



bianco antico  
opaco (opz.011)  
matt antique white



bianco lucido  
(opz.021)  
glossy white



gres beige  
(opz.015)  
beige stoneware

**Serie: SASSI DEL PIAVE**

Range: SASSI DEL PIAVE



telaio corda decapè  
con piastrelle travertino noce  
pickled jute frame with walnut  
travertine tiles



telaio tinto noce  
con piastrelle scabas  
walnut-stained frame with  
scabas tiles



botticino  
(opz.120)  
botticino



travertino noce  
(opz.125)  
walnut travertine



scabas  
(opz.110)  
scabas



giallo dorè  
(opz.112)  
golden yellow



travertino chiaro  
(opz.127)  
light travertine

cod. **408**

*Claudia*

**elementi da 15 con fresata** n.b.: per prezzi vedi pag. 152

15 cm elements with groove - Note: for prices see page 152

---



**tinto noce spazzolato (opz.561)**  
brushed walnut-stained (code 561)



**panna decapè spazzolato (opz.564)**  
brushed pickled cream (code 564)



**corda decapè spazzolato (opz.566)**  
brushed pickled jute (code 566)



**argilla decapè spazzolato (opz.567)**  
brushed pickled clay (code 567)



**laccato bianco (opz.569)**  
white lacquer (code 569)

## strutture carcasses



rovere savoyen (opz.023)  
schiena e ripiano avorio (opz.930)  
savoyen oak (code 023)  
ivory back panel and shelf (code 930)



panna decapè (opz.564)  
schiena e ripiano avorio (opz.930)  
pickled cream (code 564)  
ivory back panel and shelf (code 930)



corda decapè (opz.566)  
schiena e ripiano avorio (opz.930)  
pickled jute (code 566)  
ivory back panel and shelf (code 930)



argilla decapè (opz.567)  
schiena e ripiano avorio (opz.930)  
pickled clay (code 567)  
ivory back panel and shelf (code 930)



bianco camelia (opz.606)  
schiena e ripiano avorio (opz.930)  
camellia white (code 606)  
ivory back panel and shelf (code 930)



### LUBE ECOLOGIC

IL GRUPPO LUBE HA SCELTO DI UTILIZZARE PER I COMPONENTI COSTITUENTI LE STRUTTURE DELLE CUCINE SOLO MATERIALE A BASSISSIMA EMISSIONE DI FORMALDEIDE: CONFORMI ALLO STANDARD F4\*\*\* SECONDO LA NORMA JIS, CERTIFICATO DAL MINISTERO GIAPPONESE. IL PIÙ SEVERO IN MERITO ALLE NORMATIVE DI SALVAGUARDIA AMBIENTALE.

Regarding the production of its kitchen structure components, lube group has decided to only use materials featuring very low formaldehyde emissions complying with the 4-star standard, as defined by the jis regulation. This standard is certified by the japanese government-the most rigorous when it comes to environmental protection.

## mensole in laminato laminate shelves



rovere savoyen (opz.023)  
savoyen oak (code 023)



panna decapè (opz.564)  
pickled cream (code 564)



corda decapè (opz.566)  
pickled jute (code 566)



argilla decapè (opz.567)  
pickled clay (code 567)



bianco camelia (opz.606)  
camellia white (code 606)

## mensole impialacciate veneered shelves



tinto noce spazzolato (opz.561)  
brushed walnut-stained (code 561)



panna decapè spazzolato (opz.564)  
brushed pickled cream (code 564)



corda decapè spazzolato (opz.566)  
brushed pickled jute (code 566)



argilla decapè spazzolato (opz.567)  
brushed pickled clay (code 567)



laccato bianco (opz.569)  
white lacquer (code 569)

## zoccoli in pvc H 15 pvc plinths H 15



tinto noce (opz.561)  
walnut-stained (code 561)



panna decapè (opz.564)  
pickled cream (code 564)



corda decapè (opz.566)  
pickled jute (code 566)



argilla decapè (opz.567)  
pickled clay (code 567)



laccato bianco (opz.569)  
white lacquer (code 569)

## cornici cappello top cornices



tinto noce (opz.561)  
walnut-stained (code 561)



panna decapè (opz.564)  
pickled cream (code 564)



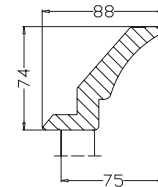
corda decapè (opz.566)  
pickled jute (code 566)



argilla decapè (opz.567)  
pickled clay (code 567)



laccato bianco (opz.569)  
white lacquer (code 569)



disegno cornice  
design cornice

## top H 4 consigliati in laminato bordo postformato recommended laminate worktops H 4 with post-formed edge

finto marmo bardiglio  
(opz.390)  
fake bardiglio marble  
(code 390)

travertino (opz.240)  
travertine (code 240)

attika bianco lucido  
(opz.199)  
glossy attika white  
(code 199)

botticino finitura cliff  
(opz.380)  
botticino with cliff finish  
(code 380)

calce finitura wraky  
(opz.814)  
white-wash with wraky finish  
(code 814)

quarzo cipria finitura wraky  
(opz.815)  
pale pink quartz with wraky  
finish (code 815)

muranello avorio  
(opz.295)  
muranello ivory  
(code 295)

piasentina finitura cliff  
(opz.776)  
piasentina stone with cliff  
finish (code 776)

finto marmo brown  
finitura plamky (opz.5555)  
fake brown marble  
with plamky finish (code 5555)

## top H 4 consigliati in laminato bordo ABS 1 recommended laminate worktops H 4 with ABS 1 edge

bianco latte finitura wraky  
(opz.813)  
milk white with wraky finish  
(code 813)

pietra di nanto finitura  
wraky (opz.812)  
nanto stone with wraky finish  
(code 812)

esterel finitura wraky  
(opz.811)  
esterel with wraky finish  
(code 811)

beton finitura wraky  
(opz.810)  
beton with wraky finish  
(code 810)

travertino beige con stuccature  
finitura plamky (opz.5548)  
beige travertine with putty  
plamky finish (code 5548)

## MANIGLIE CLASSICHE CLASSIC HANDLES

# Claudia

### DI SERIE STANDARD

### A RICHIESTA ON REQUEST



Maniglia 224 finitura argento antico  
passo 128 mm

Handle 224 with antique silver finish  
centre-to-centre distance 128 mm



Maniglia 225 finitura argento antico  
passo 128 mm

Handle 225 with antique silver finish  
centre-to-centre distance 128 mm



Maniglia 230 finitura argento antico  
passo 128 mm

Handle 230 with antique silver finish  
centre-to-centre distance 128 mm



Pomo 620 in ceramica colore avorio

Knob hole 620 in ivory ceramic finish



Maniglia 155 finitura argento antico  
passo 96 mm

Handle 155 with antique silver finish  
centre-to-centre distance 96 mm



Pomo 224P finitura argento antico  
utilizzata per elementi da 15  
con maniglia 224, 225, 155, 230

Knob hole 224P with antique silver finish  
used for 15 cm elements with handles  
224, 225, 155, 230



Maniglia 222 finitura rame antico  
inserto avorio  
passo 128 mm

Handle 222 with antique copper  
finish and ivory insert  
centre-to-centre distance 128 mm



Pomo 222P finitura rame antico  
utilizzata per elementi da 15  
con maniglia 222

Knob hole 222P with antique copper finish  
used for 15 cm elements with handle 222



Maniglia 185 finitura ottone vecchio  
passo 96 mm

Handle 185 with old brass finish  
centre-to-centre distance 96 mm



Maniglia 186 finitura ottone vecchio  
passo 96 mm

Handle 186 with old brass finish  
centre-to-centre distance 96 mm



Pomo 228P finitura ottone vecchio  
utilizzata per elementi da 15  
con maniglia 185, 186

Knob hole 228P with old brass finish used  
for 15 cm elements with handles 185, 186



Maniglia 251 finitura nichel nero  
satinato lucido  
passo 160 mm  
passo 96 mm per anta L 15

Handle 251 with polished satin-finish  
black nickel finish  
centre-to-centre distance 160 mm  
centre-to-centre distance 96 mm for door W15



Maniglia 091 finitura argento  
inserto rame  
passo 64 mm

Handle 091 with silver finish copper insert  
centre-to-centre distance 64 mm



Pomo 090P finitura argento  
passo 16 mm  
utilizzato per elementi da 15  
con maniglia 091

Knob hole 090P with silver finish  
centre-to-centre distance 16 mm  
used for 15 cm elements with handle 091



Maniglia 092 finitura rame brunito  
inserto argento  
passo 64 mm

Handle 092 with burnished copper  
finish silver insert  
centre-to-centre distance 64 mm



Pomo 092P finitura rame brunito  
passo 16 mm  
utilizzato per elementi da 15  
con maniglia 092

Knob hole 092P with burnished copper finish  
centre-to-centre distance 16 mm  
used for 15 cm elements with handle 092



## MANIGLIE MODERNE MODERN HANDLES

# Claudia

### DI SERIE STANDARD



**Maniglia F482 finitura cromo**  
passo 160 mm  
per anta L 15 passo 64 mm

Handle F482 chrome finish  
centre-to-centre distance 160 mm  
used for 15 cm centre-to-centre distance 64 mm

### A RICHIESTA ON REQUEST



**Maniglia 248 finitura bronzo scuro**  
passo 160 mm  
per anta L 15 passo 64 mm

Handle 248 dark bronze finish  
centre-to-centre distance 160 mm  
used for 15 cm centre-to-centre distance 64 mm



**Maniglia 244 finitura cromo**  
passo 160 mm

Handle 244 chrome finish  
centre-to-centre distance 160 mm



**Pomo 244P finitura cromo**  
utilizzata per elementi da 15 con maniglia 244

Knob hole 244P chrome finish  
used for 15 cm elements with handle 244



**Maniglia 242 finitura satinata**  
passo 160 mm

Handle 242 satin finish  
centre-to-centre distance 160 mm



**Pomo 242P finitura satinata**  
utilizzata per elementi da 15 con maniglia 242

Knob hole 242P satin finish  
used for 15 cm elements with handle 242



**Maniglia 246 finitura canna di fucile**  
con swarovsky centrali  
passo 160 mm

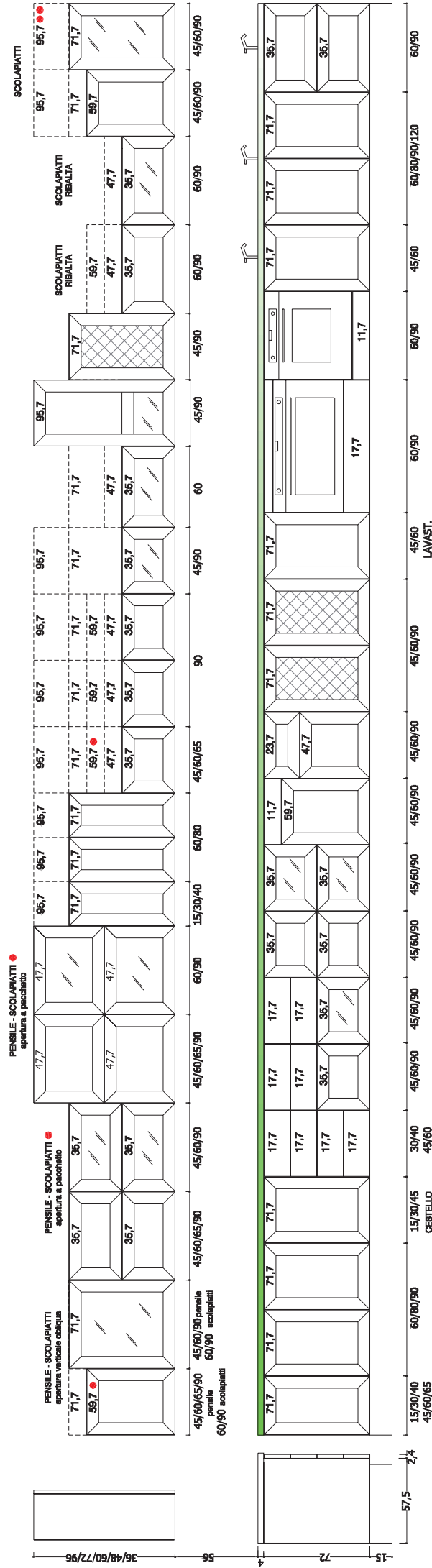
Handle 246 gunmetal grey finish with  
central swarovsky crystals  
centre-to-centre distance 160 mm



**Maniglia 246/1 finitura canna di fucile**  
passo 32 mm  
utilizzata per elementi da 15 con maniglia 246

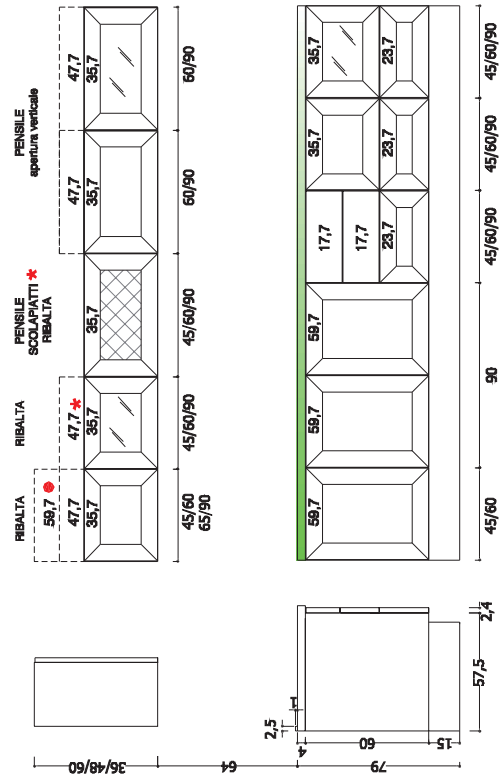
Handle 246/1 with gunmetal grey finish  
centre-to-centre distance 32 mm  
used for 15 cm elements with handle 246

# MODULARITÀ E COMPONENTI MODULARITÀ AND FITTING SOLUTIONS

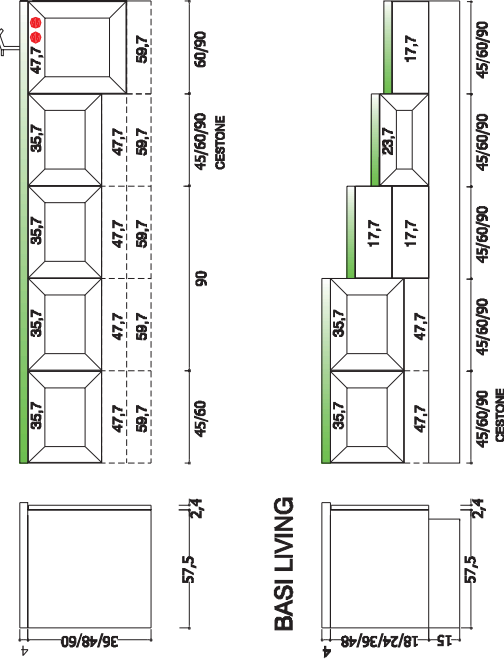


\* SOLO 60/90 ● ESCLUSO 65 ● ESCLUSO 60

## BASI H 75 RIBASSATE



## BASI SOPESE





# MODULARITÀ E COMPONIBILITÀ MODULARITY AND FITTING SOLUTIONS

