

CREATIVA®

CARATTERISTICHE
TECNICHE
TECHNICAL FEATURES



GEOMETRIE IN MOVIMENTO SMOOTH GEOMETRIES

Geometrie in movimento per personalizzare la tua cucina. CREATIVA® è un programma di arredo per chi desidera uno spazio abitativo unico ed esclusivo. Giochi di colori, di materiali e di forme combinabili tra loro per una creatività senza fine.

Il sottile gioco di ombre generate dal doppio spessore, rivoluziona la tradizionale planarità delle ante, esaltando la dinamicità di ogni composizione. Libertà creativa per tutte le tue esigenze di spazio.

Smooth geometries to personalize your kitchen.

CREATIVA® is a furnishing program for those who desire to have a unique and exclusive living space.

A fine movement of shadows generated from double thickness of the door, revolutionizes the flatness of traditional doors, enhancing the dynamism of each composition. Free creativity for all your living space needs.

N.B.: i prezzi sono espressi all'unità di euro (iva esclusa)
Note: the prices are expressed in units of euro (vat excluded)

CARATTERISTICHE TECNICHE

ANTE PENSILI	anta sp.16 mm in melaminico effetto malta nei colori: juta (opz.8863), grigio nebbia (opz.9626), lavagna (opz.9627) anta sp.16 mm in melaminico rovere nei colori: rovere cashmere (opz.5322), rovere brown (opz.5320), rovere white (opz.5321)
ANTE BASI, COLONNE, CASSETTI E CESTONI	anta posteriore sp.16 mm in melaminico effetto malta juta (opz.8863), assemblata con elemento a rilievo sp.16 mm in mdf laccato opaco soft o lucido visone anta posteriore sp.16 mm in melaminico effetto malta grigio nebbia (opz.9626), assemblata con elemento a rilievo sp.16 mm in mdf laccato opaco soft o lucido grigio perla anta posteriore sp.16 mm in melaminico effetto malta lavagna (opz.9627), assemblata con elemento a rilievo sp.16 mm in mdf laccato opaco soft o lucido lavagna anta posteriore sp.16 mm in melaminico rovere cashmere (opz.5322), assemblata con elemento a rilievo sp.16 mm in mdf laccato opaco soft o lucido visone anta posteriore sp.16 mm in melaminico rovere brown (opz.5320), assemblata con elemento a rilievo sp.16 mm in mdf laccato opaco soft o lucido bianco caldo anta posteriore sp.16 mm in melaminico rovere white (opz.5321), assemblata con elemento a rilievo sp.16 mm in mdf laccato opaco soft o lucido titanio
ANTE VETRO PENSILI	di serie: telaio alluminio sp.16 mm finitura oriongrau matt tamponato internamente con pannello ed assemblato frontalmente con vetro colorato satinato temperato sp.4 mm a richiesta: telaio alluminio sp.16 mm finitura oriongrau matt tamponato internamente con pannello ed assemblato frontalmente con vetro colorato lucido temperato sp.4 mm
MANIGLIE PER PENSILI	senza maniglia apertura con presa su fondo
MANIGLIE BASI, COLONNE, CASSETTI E CESTONI	integrata sull'anta N.B.: da H 96 a H 204 le ante vengono fornite complete di due tiranti visibili dall'interno
STRUTTURE	ANTA: effetto malta juta+laccato visone, rovere cashmere+laccato visone nobilitato visone (opz.948M) schiena e ripiano visone (opz.948M) ANTA: effetto malta grigio nebbia+laccato grigio perla, rovere white+laccato titanio nobilitato bianco (opz.001) schiena e ripiano bianco (opz.001) ANTA: effetto malta lavagna+laccato lavagna nobilitato lavagna (opz.9620) schiena e ripiano lavagna (opz.9620) ANTA: rovere brown+laccato bianco caldo nobilitato devalè finitura grafis (opz.796) schiena e ripiano bianco (opz.001) a richiesta: nobilitato perla d'oriente (opz.940) schiena e ripiano bianco (opz.001) nobilitato fango (opz.8860) schiena e ripiano fango (opz.8860)
MENSOLE	altezza cm 3,8 in laminato visone (opz.948M), bianco (opz.001), devalè finitura grafis (opz.796), lavagna (opz.9620), perla d'oriente (opz.940), fango (opz.8860) a richiesta: altezza cm 3,8 in laminato come anta in melaminico effetto malta e rovere
ZOCCOLI	di serie: altezza cm 15 in pvc ricoperto in melamina finitura acciaio (opz.407) o alluminio satinato (opz.405) a richiesta: altezza cm 15 in pvc laccati nei colori opachi e lucidi, vedi finiture e maggiorazione pag.55 altezza cm 15 in alluminio liscio finitura brill (opz.412), titanio ossidato (opz.414), vedi maggiorazione pag.55






TECHNICAL FEATURES

WALL UNIT DOORS	16 mm thick door in a mortar effect melamine finish available in the following colours: jute (opt.8863), misty grey (opt.9626), slate grey (opt.9627) 16 mm thick door in an oak melamine finish available in the following colours: cashmere oak (opt.5322), brown oak (opt.5320), white oak (opt.5321)
DOORS FOR BASE UNITS, COLUMNS, DRAWERS AND DEEP DRAWERS	16 mm thick rear door with a jute mortar effect melamine finish (opt.8863), mounted with 16 mm thick relief element in soft matt or glossy mink lacquered MDF 16 mm thick rear door with a fog grey mortar effect melamine finish (opt.9626), mounted with 16 mm thick relief element in soft matt or glossy pearl grey lacquered MDF 16 mm thick rear door with a slate grey mortar effect melamine finish (opt.9627), mounted with 16 mm thick relief element in soft matt or glossy slate grey lacquered MDF 16 mm thick rear door with a cashmere oak melamine finish (opt.5322), mounted with 16 mm thick relief element in soft matt or glossy mink lacquered MDF 16 mm thick rear door with a brown oak melamine finish (opt.5320), mounted with 16 mm thick relief element in soft matt or glossy warm white lacquered MDF 16 mm thick rear door with a white oak melamine finish (opt.5321), mounted with 16 mm thick relief element in soft matt or glossy titanium lacquered MDF
WALL UNIT GLASS DOORS	standard: 16 mm thick aluminium frame with a matt oriongrau finish, internal buffered effect and panel, front mounting with coloured tempered 4 mm thick satin-finish glass on request: 16 mm thick aluminium frame with a matt oriongrau finish, internal buffered effect and panel, front mounting with coloured tempered 4 mm thick glass
HANDLES FOR WALL UNITS	without handle, with grip on bottom
HANDLES FOR BASE UNITS, COLUMNS, DRAWERS AND DEEP DRAWERS	integrated in door Note: doors from H 96 to H 204 are supplied complete with two "couplers", which are visible from the inside
CARCASSES	<p>DOOR: jute mortar effect +lacquered mink, cashmere oak+lacquered mink melamine-coated mink (opt.948M), mink back panel and shelf (opt.948M)</p> <p>DOOR: mortar effect misty grey +lacquered pearl grey, white oak+lacquered titanium melamine-coated white (opt.001), white back panel and shelf (opt.001)</p> <p>DOOR: mortar effect slateboard+lacquered slateboard melamine-coated slate grey (opt.9620), slate grey back panel and shelf (opt.9620)</p> <p>DOOR: brown oak+lacquered warm white melamine-coated devalè with grafis finish (opt.796), white back panel and shelf (opt.001)</p> <p>on request: melamine-coated oriental pearl (opt.940), white back panel and shelf (opt.001) melamine-coated mud (opt. 8860), mud back panel and shelf (opt.8860)</p>
SHELVES	standard: height 3.8 cm available to match structure: mink (opt.948M), white (opt.001), devalè with grafis finish (opt.796), slate grey (opt.9620), oriental pearl (opt.940), mud (opt.8860) on request: height 3.8 cm laminated as door in oak and mortar effect melamine finish
PLINTHS	standard: height 15 cm, melamine-faced PVC with steel (opt.407) or satin-finish aluminium (opt.405) finish on request: height 15 cm in matt and glossy lacquered PVC. For finishes and surcharges see page 55 height 15 cm, in smooth aluminium with brill finish (opt.412), oxidised titanium (opt.414), see surcharges on page 55

ante pensili solo presa maniglia sul fondo wall unit doors only handle grip on bottom



rovere cashmere (opz.5322)
cashmere oak



rovere brown (opz.5320)
brown oak



rovere white (opz.5321)
white oak


SP. 16 MM

N.B.: ulteriori finiture disponibili per le ante pensili:

laccate opache o lucide vedi pag.42-43 (consigliato abbinamento con il colore del laccato delle ante basi-colonne)
vetro colorato lucido o satinato vedi pag.45 (consigliato abbinamento con il colore del laccato delle ante basi-colonne)
malta per abbinamenti vedi pag.46-53

Note: additional finishes available for wall unit doors:

matt lacquered or glossy lacquered see page 42-43
(recommended matching with the lacquered finish of the base unit-column doors)
glossy or satin coloured glass see page 45
(recommended matching with the lacquered finish of the base unit-column doors)
mortar for combinations see page 46-53



ante basi - colonne **n.b.: è possibile abbinare ad ogni melaminico un qualsiasi colore laccato**
base unit-column doors **note: every melaminic finish can be matched with every lacquered colour**



rovere cashmere + visone opaco (opz.946S)
rovere cashmere + visone lucido (opz.947)
cashmere oak+matt mink
cashmere oak+glossy mink



rovere brown + bianco caldo opaco (opz.7401)
rovere brown + bianco caldo lucido (opz.7402)
brown oak+matt warm white
brown oak+glossy warm white



rovere white + titanio opaco (opz.9545)
rovere white + titanio lucido (opz.9546)
white oak+matt titanium
white oak+glossy titanium

SP. 32 MM

Per disegni tecnici vedi :
"INFORMAZIONI TECNICHE"


For technical drawings see :
"TECHNICAL INFORMATIONS"

cod. **C01**

melaminico effetto malta+laccato
melamine mortar effect+lacquered

CREATIVA®


ante pensili solo presa maniglia sul fondo **wall unit doors** only handle grip on bottom



grigio nebbia (opz.9626)
fog grey



juta (opz.8863)
jute



lavagna (opz.9627)
slate grey


SP. 16 MM

N.B.: ulteriori finiture disponibili per le ante pensili:


laccate opache o lucide vedi pag.42-43 (consigliato abbinamento con il colore del laccato delle ante basi-colonne)
vetro colorato lucido o satinato vedi pag.45 (consigliato abbinamento con il colore del laccato delle ante basi-colonne)
malta per abbinamenti vedi pag.46-53

Note: additional finishes available for wall unit doors:


matt lacquered or glossy lacquered see page 42-43
(recommended matching with the lacquered finish of the base unit-column doors)
glossy or satin coloured glass see page 45
(recommended matching with the lacquered finish of the base unit-column doors)
mortar for combinations see page 46-53



ante basi - colonne **n.b.: è possibile abbinare ad ogni melaminico un qualsiasi colore laccato**
base unit-column doors **note: every melaminic finish can be matched with every lacquered colour**



malta grigio nebbia + grigio perla opaco (opz.9555)
malta grigio nebbia + grigio perla lucido (opz.9556)
mortar fog grey+matt pearl grey
mortar fog grey+glossy pearl grey



malta juta + visone opaco (opz.946S)
malta juta + visone lucido (opz.947)
mortar jute+matt mink
mortar jute+glossy mink



malta lavagna + lavagna opaco (opz.9543)
malta lavagna + lavagna lucido (opz.9544)
mortar slate grey+matt slate grey
mortar slate grey+glossy slate grey

SP. 32 MM

Per disegni tecnici vedi :
"INFORMAZIONI TECNICHE"

For technical drawings see :
"TECHNICAL INFORMATIONS"

N.B.: i prezzi sono espressi all'unità di euro (iva esclusa)
Note: the prices are expressed in units of euro (vat excluded)

CARATTERISTICHE TECNICHE

ANTE PENSILI anta sp.16 mm impiallacciata rovere cognac con nodini (opz.5390)

ANTE BASI, COLONNE, CASSETTI E CESTONI anta posteriore sp.16 mm impiallacciata rovere cognac con nodini (opz.5390) assemblata con elemento a rilievo sp.16 mm in MDF laccato opaco soft o lucido bianco caldo

ANTE VETRO PENSILI **di serie:** telaio alluminio sp.16 mm finitura oriongrau matt tamponato internamente con pannello ed assemblato frontalmente con vetro colorato satinato temperato sp.4 mm
a richiesta: telaio alluminio sp.16 mm finitura oriongrau matt tamponato internamente con pannello ed assemblato frontalmente con vetro colorato lucido temperato sp.4 mm

MANIGLIE PER PENSILI senza maniglia apertura con presa su fondo

MANIGLIE BASI, COLONNE, CASSETTI E CESTONI integrata sull'anta
N.B.: da H 96 a H 204 le ante vengono fornite complete di due tiranti visibili dall'interno

STRUTTURE **ANTA:** rovere cognac con nodini+laccato bianco caldo nobilitato fango (opz.8860) schiena e ripiano fango (opz.8860)
a richiesta: nobilitato bianco (opz.001) schiena e ripiano bianco (opz.001)



MENSOLE altezza cm 3,8 in laminato fango (opz.8860), bianco (opz.001)
a richiesta: altezza cm 3,8 impiallacciata come anta

ZOCCOLI **di serie:** altezza cm 15 in pvc ricoperto in melamina finitura acciaio (opz.407) o alluminio satinato (opz.405)
a richiesta: altezza cm 15 in pvc laccati nei colori opachi e lucidi, vedi finiture e maggiorazione pag.55
altezza cm 15 in alluminio liscio finitura brill (opz.412), titanio ossidato (opz.414), vedi maggiorazione pag.55





TECHNICAL FEATURES

WALL UNIT DOORS	16 mm thick veneered cognac oak with knots door (opt.5390)
DOORS FOR BASE UNITS, COLUMNS, DRAWERS AND DEEP DRAWERS	16 mm thick rear door in veneered cognac oak with knots (opt.5390) mounted with 16 mm thick relief element in lacquered soft matt or glossy warm white MDF
WALL UNIT GLASS DOORS	standard: 16 mm thick aluminium frame with a matt oriongrau finish, internal buffered effect and panel, front mounting with coloured tempered 4 mm thick satin-finish glass on request: 16 mm thick aluminium frame with a matt oriongrau finish, internal buffered effect and panel, front mounting with coloured tempered 4 mm thick glass
HANDLES FOR WALL UNITS	without handle, with grip on bottom
HANDLES FOR BASE UNITS, COLUMNS, DRAWERS AND DEEP DRAWERS	integrated in door Note: doors from H 96 to H 204 are supplied complete with two "couplers", which are visible from the inside
CARCASSES	DOOR: cognac oak with knots+lacquered warm white melamine-coated mud (opt.8860), mud back panel and shelf (opt.8860) on request: melamine-coated white (opt.001), white back panel and shelf (opt.001)
SHELVES	standard: height 3.8 cm in laminate to match structure: mud (opt.8860), white (opt.001) on request: height 3.8 cm veneered as door
PLINTHS	standard: height 15 cm, melamine-faced PVC with steel (opt.407) or satin-finish aluminium (opt.405) finish on request: height 15 cm in matt and glossy lacquered PVC. For finishes and surcharges see page 55 height 15 cm, in smooth aluminium with brill finish (opt.412), oxidised titanium (opt.414), see surcharges on page 55

cod. **C02**

impiallacciato+laccato
veneered+lacquered

CREATIVA[®]

anta pensili solo presa maniglia sul fondo **wall unit door** only handle grip on bottom



rovere cognac con nodini (opz.5390)
cognac oak with knots


N.B.: ulteriori finiture disponibili per le ante pensili:

laccate opache o lucide vedi pag.42-43 (consigliato abbinamento con il colore del laccato delle ante basi-colonne)
vetro colorato lucido o satinato vedi pag. 45 (consigliato abbinamento con il colore del laccato delle ante basi-colonne)
malta per abbinamenti vedi pag.46-53

Note: additional finishes available for wall unit doors:

matt lacquered or glossy lacquered see page 42-43
(recommended matching with the lacquered finish of the base unit-column doors)
glossy or satin coloured glass see page 45
(recommended matching with the lacquered finish of the base unit-column doors)
mortar for combinations see page 46-53

SP. 16 MM



anta basi - colonne **n.b.: è possibile abbinare all'anta impiallacciata un qualsiasi colore laccato**
base unit-column door **note: every veneered door finish can be matched with every lacquered colour**



rovere cognac con nodini + bianco caldo opaco (opz.7401)
rovere cognac con nodini + bianco caldo lucido (opz.7402)
cognac oak with knots+matt warm white
cognac oak with knots+glossy warm white

SP. 32 MM

Per disegni tecnici vedi :
"INFORMAZIONI TECNICHE"

For technical drawings see :
"TECHNICAL INFORMATIONS"



The Impressionists at Home
1900-1910

Photo History
Cory Gable

Photo History
Cory Gable



N.B.: i prezzi sono espressi all'unità di euro (iva esclusa)
 Note: the prices are expressed in units of euro (vat excluded)

CARATTERISTICHE TECNICHE

ANTE PENSILI

anta sp.16 mm in mdf laccata **finitura opaca testurizzata soft** nei colori: bianco assoluto (opz.740S), cenere (opz.9547), argilla (opz.9503), grigio bromo (opz.9533), nero (opz.7892), blu notte (opz.8375), blu fiordaliso (opz.8377), bianco caldo (opz.7401), canapa (opz.8531), grigio kenya (opz.9501), castoro (opz.8907), fumo (opz.9531), grigio piombo (opz.9537), bistro (opz.9535), verde lichene (opz.8463), verde positano (opz.8471), giallo ambra (opz.327S), rosso toscano (opz.8157), terra di siena (opz.8161), bronzo (opz.8903), visone (opz.946S), titanio (opz.9545), lavagna (opz.9543), grigio perla (opz.9555)

anta sp.16 mm in mdf laccata **finitura lucido diretto** nei colori: bianco assoluto (opz.741), cenere (opz.9548), argilla (opz.9504), grigio bromo (opz.9534), nero (opz.7893), blu notte (opz.8376), blu fiordaliso (opz.8378), bianco caldo (opz.7402), canapa (opz.8532), grigio kenya (opz.9502), castoro (opz.8908), fumo (opz.9532), grigio piombo (opz.9538), bistro (opz.9536), verde lichene (opz.8464), verde positano (opz.8472), giallo ambra (opz.328), rosso toscano (opz.8158), terra di siena (opz.8162), bronzo (opz.8904), visone (opz.947), titanio (opz.9546), lavagna (opz.9544), grigio perla (opz.9556)

ANTE BASI, COLONNE, CASSETTI E CESTONI

anta sp.32 mm in mdf laccata **finitura opaca testurizzata soft** nei colori: bianco assoluto (opz.740S), cenere (opz.9547), argilla (opz.9503), grigio bromo (opz.9533), nero (opz.7892), blu notte (opz.8375), blu fiordaliso (opz.8377), bianco caldo (opz.7401), canapa (opz.8531), grigio kenya (opz.9501), castoro (opz.8907), fumo (opz.9531), grigio piombo (opz.9537), bistro (opz.9535), verde lichene (opz.8463), verde positano (opz.8471), giallo ambra (opz.327S), rosso toscano (opz.8157), terra di siena (opz.8161), bronzo (opz.8903), visone (opz.946S), titanio (opz.9545), lavagna (opz.9543), grigio perla (opz.9555)

anta sp.32 mm in mdf laccata **finitura lucido diretto** nei colori: bianco assoluto (opz.741), cenere (opz.9548), argilla (opz.9504), grigio bromo (opz.9534), nero (opz.7893), blu notte (opz.8376), blu fiordaliso (opz.8378), bianco caldo (opz.7402), canapa (opz.8532), grigio kenya (opz.9502), castoro (opz.8908), fumo (opz.9532), grigio piombo (opz.9538), bistro (opz.9536), verde lichene (opz.8464), verde positano (opz.8472), giallo ambra (opz.328), rosso toscano (opz.8158), terra di siena (opz.8162), bronzo (opz.8904), visone (opz.947), titanio (opz.9546), lavagna (opz.9544), grigio perla (opz.9556)

ANTE VETRO PENSILI

di serie: telaio alluminio sp.16 mm finitura oriongrau matt tamponato internamente con pannello ed assemblato frontalmente con vetro colorato satinato temperato sp.4 mm
a richiesta: telaio alluminio sp.16 mm finitura oriongrau matt tamponato internamente con pannello ed assemblato frontalmente con vetro colorato lucido temperato sp.4 mm

MANIGLIE PER PENSILI

senza maniglia apertura con presa su fondo

MANIGLIE BASI, COLONNE, CASSETTI E CESTONI

integrata sull'anta

N.B.: da H 96 a H 204 le ante vengono fornite complete di due tiranti visibili dall'interno

STRUTTURE

di serie: nobilitato perla d'oriente (opz.940) schiena e ripiano bianco (opz.001)

a richiesta:

nobilitato bianco (opz.001) schiena e ripiano bianco (opz.001)
 nobilitato devalè finitura grafis (opz.796) schiena e ripiano bianco (opz.001)
 nobilitato visone (opz.948M) schiena e ripiano visone (opz.948M)
 nobilitato lavagna (opz.9620) schiena e ripiano lavagna (opz.9620)
 nobilitato fango (opz.8860) schiena e ripiano fango (opz.8860)



MENSOLE

di serie: altezza cm 3,8 in laminato bianco (opz.001), perla d'oriente (opz.940), devalè finitura grafis (opz.796) visone (opz.948M), lavagna (opz.9620), fango (opz.8860)

a richiesta: altezza cm 3,8 laccate come anta

ZOCCOLI

di serie: altezza cm 15 in pvc ricoperto in melamina finitura acciaio (opz.407) o alluminio satinato (opz.405)

a richiesta: **a richiesta:** altezza cm 15 in pvc laccati nei colori opachi e lucidi, vedi finiture e maggiorazione pag.55
 altezza cm 15 in alluminio liscio finitura brill (opz.412), titanio ossidato (opz.414), vedi maggiorazione pag.55





TECHNICAL FEATURES

WALL UNIT DOORS

16 mm thick MDF lacquered door with a **soft textured matt finish** available in the following colours: absolute white (opt.740S), ash (opt.9547), clay (opt.9503), bromine grey (opt.9533), black (opt. 7892), midnight blue (opt.8375), cornflower blue (opt.8377), warm white (opt.7401), hemp (opt.8531), Kenya grey (opt.9501), beaver (opt.8907), smoke (opt.9531), lead grey (opt.9537), bistro (opt.9535), lichen green (opt.8463), Positano green (opt.8471), amber yellow (opt.327S), Tuscan red (opt.8157), Siena earth (opt.8161), bronze (opt.8903), mink (opt.946S), titanium (opt.9545), slate grey (opt.9543), pearl grey (opt.9555)

16 mm thick MDF lacquered door with a **direct gloss finish** available in the following colours: absolute white (opt.741), ash (opt.9548) clay (opt.9504), bromine grey (opt.9534), black (opt.7893), midnight blue (opt.8376), cornflower blue (opt.8378), warm white (opt.7402), hemp (opt.8532), Kenya grey (opt.9502), beaver (opt.8908), smoke (opt.9532), lead grey (opt.9538), bistro (opt.9536), lichen green (opt.8464), Positano green (opt.8472), amber yellow (opt.328), Tuscan red (opt.8158), Siena earth (opt.8162), bronze (opt.8904), mink (opt.947), titanium (opt.9546), slate grey (opt.9544), pearl grey (opt.9556)

DOORS FOR BASE UNITS, COLUMNS, DRAWERS AND DEEP DRAWERS

32 mm thick MDF lacquered door with a **soft textured matt finish** available in the following colours: absolute white (opt.740S), ash (opt.9547), clay (opt.9503), bromine grey (opt.9533), black (opt.7892), midnight blue (opt.8375), cornflower blue (opt.8377), warm white (opt.7401), hemp (opt.8531), Kenya grey (opt.9501), beaver (opt.8907), smoke (opt.9531), lead grey (opt.9537), bistro (opt.9535), lichen green (opt.8463), Positano green (opt.8471), amber yellow (opt.327S), Tuscan red (opt.8157), Siena earth (opt.8161), bronze (opt.8903), mink (opt.946S), titanium (opt.9545), slate grey (opt.9543), pearl grey (opt.9555)

32 mm thick MDF lacquered door with a **direct gloss finish** available in the following colours: absolute white (opt.741), ash (opt.9548) clay (opt.9504), bromine grey (opt.9534), black (opt.7893), midnight blue (opt.8376), cornflower blue (opt.8378), warm white (opt.7402), hemp (opt.8532), Kenya grey (opt.9502), beaver (opt.8908), smoke (opt.9532), lead grey (opt.9538), bistro (opt.9536), lichen green (opt.8464), Positano green (opt.8472), amber yellow (opt.328), Tuscan red (opt.8158), Siena earth (opt.8162), bronze (opt.8904), mink (opt.947), titanium (opt.9546), slate grey (opt.9544), pearl grey (opt.9556)

WALL UNIT GLASS DOORS

standard: 16 mm thick aluminium frame with a matt oriongrau finish, internal buffered effect and panel, front mounting with coloured tempered 4 mm thick satin-finish glass
on request: 16 mm thick aluminium frame with a matt oriongrau finish, internal buffered effect and panel, front mounting with coloured tempered 4 mm thick glass

HANDLES FOR WALL UNITS

without handle, with grip on bottom

HANDLES FOR BASE UNITS, COLUMNS, DRAWERS AND DEEP DRAWERS

integrated in door

Note: doors from H 96 to H 204 are supplied complete with two "couplers", which are visible from the inside

CARCASSES

standard: melamine-coated oriental pearl (opt.940), white back panel and shelf (opt.001)
on request: melamine-coated white (opt. 001), white back panel and shelf (opt. 001)
 melamine-coated devalè with grafis finish (opt.796), white back panel and shelf (opt.001)
 melamine-coated mink (opt.948M), mink back panel and shelf (opt.948M)
 melamine-coated slate grey (opt.9620), slate grey back panel and shelf (opt.9620)
 melamine-coated mud (opt.8860), mud back panel and shelf (opt.8860)

SHELVES


standard: height 3.8 cm, in laminate to match structure: white (opt.001), oriental pearl (opt.940), devalè with grafis finish (opt.796)
 mink (opt.948M), slate grey (opt.9620), mud (opt.8860)
on request: height 3.8 cm lacquered same finish as door

PLINTHS

standard: height 15 cm, melamine-faced PVC with steel (opt.407) or satin-finish aluminium (opt.405) finish
on request: height 15 cm in matt and glossy lacquered PVC. For finishes and surcharges see page 55
 height 15 cm, in smooth aluminium with brill finish (opt.412), oxidised titanium (opt.414), see surcharges on page 55

ante pensili

wall unit doors



grigio bromo opaco (opz.9533)
matt bromine grey

ante pensili

wall unit doors




argilla lucido (opz.9503)
glossy clay

N.B.: ulteriori finiture disponibili per le ante pensili:
vetro colorato lucido o satinato vedi pag.45 (consigliato abbinamento con il colore del laccato delle ante basi-colonne)

Note: additional finishes available for wall unit doors:
glossy or satin coloured glass see page 45
(recommended matching with the lacquered finish of the base unit-column doors)

N.B.: ante pensili solo presa maniglia sul fondo
NOTE: wall unit doors only with handle grip on bottom

SP. 16 MM



ante basi - colonne

base unit-column doors



rosso toscano opaco (opz.8157) +
lavagna opaco (opz.9543)
matt tuscan red+matt slate grey




bianco assoluto opaco (opz.740S) +
bianco assoluto lucido (opz.741)
matt absolute white+glossy absolute white

ante basi - colonne

base unit-column doors



verde lichene lucido (opz.8464) +
canapa lucido (opz.8532)
glossy lichen green+glossy hemp



bianco assoluto lucido (opz.741) +
fumo opaco (opz.9531)
glossy absolute white+matt smoke

n.b.: gli abbinamenti dei colori riportati sono puramente indicativi

è possibile abbinare qualsiasi colore laccato (vedi colori pag.42-43)

note: the colours matches are purely indicative

it is possible to match every lacquered colour (see colour page 42-43)


SP. 32 MM

Per disegni tecnici vedi :
"INFORMAZIONI TECNICHE"


For technical drawings see :
"TECHNICAL INFORMATIONS"



colori testurizzati soft soft textured colours




bianco assoluto (opz.740S) absolute white
cenere (opz.9547) ash
argilla (opz.9503) clay
grigio bromo (opz.9533) bromine grey
nero (opz.7892) black
blu notte (opz.8375) night blue
blu fiordaliso (opz.8377) cornflower blue




bianco caldo (opz.7401) warm white
canapa (opz.8531) hemp
grigio kenya (opz.9501) kenya grey
castoro (opz.8907) beaver
fumo (opz.9531) smoke
grigio piombo (opz.9537) lead grey
bistro (opz.9535) bistro



verde lichene (opz.8463) lichen green
verde positano (opz.8471) positano green
giallo ambra (opz.327S) amber yellow
rosso toscano (opz.8157) tuscan red
terra di siena (opz.8161) siena earth
bronzo (opz.8903) bronze
visone (opz.946S) mink




titanio (opz.9545) titanium
lavagna (opz.9543) slate grey
grigio perla (opz.9555) pearl grey




colore a campione Ral (opz.998)
RAL sample colours

CONSEGNA: MINIMO 5 SETTIMANE DALLA CONFERMA DELL' ORDINE
DELIVERY: MINIMUM 5 WEEKS FROM ORDER CONFIRMATION


laccato lucido **DIRETTO** GLOSSY LACQUERED




bianco assoluto (opz.741)
absolute white




cenere (opz.9548)
ash




argilla (opz.9504)
clay




grigio bromo (opz.9534)
bromine grey



nero (opz.7893)
black




blu notte (opz.8376)
night blue



blu fiordaliso (opz.8378)
cornflower blue



bianco caldo (opz.7402)
warm white



canapa (opz.8532)
hemp




grigio kenya (opz.9502)
kenya grey




castoro (opz.8908)
beaver



fumo (opz.9532)
smoke



grigio piombo (opz.9538)
lead grey



bistro (opz.9536)
bistro




verde lichene (opz.8464)
lichen green




verde positano
(opz.8472)
positano green



giallo ambra (opz.328)
amber yellow



rosso toscano (opz.8158)
tuscan red



terra di siena (opz.8162)
siena earth




bronzo (opz.8904)
bronze




visone (opz.947)
mink




titanio (opz.9546)
titanium



lavagna (opz.9544)
slate grey



grigio perla (opz.9556)
pearl grey



colore a campione Ral (opz.998L)
RAL sample colours

CONSEGNA: MINIMO 5 SETTIMANE DALLA CONFERMA DELL' ORDINE
DELIVERY: MINIMUM 5 WEEKS FROM ORDER CONFIRMATION

cod.

C04

vetro glass **(N.B.: solo per ante pensili)**

NOTE: for wall unit doors only

CREATIVA®

VETRO COLORATO COLOURED GLASS

ante telaio oriongrau vetri lucidi o satinati

doors with oriongrau frame and glossy or satin glass


SP. 16 MM



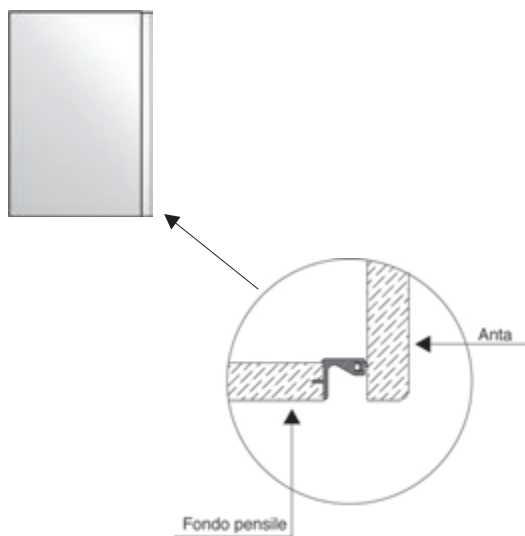
vetro rosso toscano satinato (opz.T8157)
tuscan red satin glass



particolare retro anta oriongrau
detail of the back side of the door,
oriongrau colour



Particolare lato esterno
detail of outside




N.B.: apertura con presa maniglia sul fondo
note: opening system with handle grip on bottom

colori vetri satinati satin glass colours




bianco assoluto
(opz.V740S)
absolute white



cenere
(opz.V9547)
ash



grigio bromo
(opz.V9533)
bromine grey



nero (opz.V7892)
black




bianco caldo
(opz.V7401)
warm white



canapa (opz.V8531)
hemp



castoro (opz.V8907)
beaver



fumo (opz.V9531)
smoke



grigio piombo
(opz.V9537)
lead grey



bistro (opz.V9535)
bistro



verde lichene
(opz.V8463)
lichen green



verde positano
(opz.V8471)
positano green




giallo ambra
(opz.V327S)
amber yellow



rosso toscano
(opz.V8157)
tuscan red




bronzo (opz.V8903)
bronze



lavagna (opz.V9543)
slate grey

colori vetri lucidi glossy glass colours



bianco assoluto
(opz.V741)
absolute white




cenere
(opz.V9548)
ash



grigio bromo
(opz.V9534)
bromine grey



nero (opz.V7893)
black



bianco caldo
(opz.V7402)
warm white



canapa (opz.V8532)
hemp



castoro (opz.V8908)
beaver



fumo (opz.V9532)
smoke



grigio piombo
(opz.V9538)
lead grey



bistro (opz.V9536)
bistro



verde lichene
(opz.V8464)
lichen green



verde positano
(opz.V8472)
positano green




giallo ambra
(opz.V328)
amber yellow



rosso toscano
(opz.V8158)
tuscan red



bronzo (opz.V8904)
bronze



lavagna (opz.V9544)
slate grey

cod.

C06

ante malta con pittura (N.B.: solo per ante pensili)

mortar doors with painted decoration NOTE: for wall unit doors only

opz. 5322P tinto cashmere con sfumature visone

opz. 2361P cashmere stained with mink shades

CREATIVA®

anta in mdf lavorata con malta pettinata e colorata a velature sp.16 mm

mdf door worked with combed mortar and scumbled colour finish Th. 16 mm



anta 35,7x59,6
TIPO "A"
(TIPO "B" vedi esempio)
door 35,7x59,6
TYPE "A"
TYPE "B" see example



anta 35,7x89,6
TIPO "A"
(TIPO "B" vedi esempio)
door 35,7x89,6
TYPE "A"
TYPE "B" see example



anta 35,7x119,6
TIPO "A"
(TIPO "B" vedi esempio)
door 35,7x119,6
TYPE "A"
TYPE "B" see example




anta 59,7x59,6
TIPO "A"
(TIPO "B" vedi esempio)
door 59,7x59,6
TYPE "A"
TYPE "B" see example



anta 59,7x89,6
TIPO "A"
(TIPO "B" vedi esempio)
door 59,7x89,6
TYPE "A"
TYPE "B" see example

da abbinare all'anta
rovere cashmere + visone
to be combined with the cashmere
oak+mink door

da abbinare all'anta
malta juta + visone
to be combined with the
jute mortar+mink door



anta 71,7x59,6
TIPO "A"
(TIPO "B" vedi esempio)
door 71,7x59,6
TYPE "A"
TYPE "B" see example



anta 71,7x89,6
TIPO "A"
(TIPO "B" vedi esempio)
door 71,7x89,6
TYPE "A"
TYPE "B" see example


ESEMPIO DI ANTA TIPO "B"

EXAMPLE OF TYPE "B" DOOR

(VALIDO PER TUTTE LE MISURE

RIPORTATE NELLA PAGINA)

(valid for all sizes appearing on the page)



N.B.: il retro dell'anta è laccato opaco visone NOTE: the door rear is matt mink lacquered

cod. **C06** ante malta tinta unita **(N.B.: solo per ante pensili)**
mortar solid colour doors **NOTE: for wall unit doors only**

opz. 946SM effetto materico tinto visone
opz. 946SM material effect stained mink

CREATIVA®

anta in mdf lavorata con malta naturale a base di calce sp.16 mm


mdf door worked with mortar natural lime Th. 16 mm



anta 35,7x59,6
door 35,7x59,6




anta 35,7x89,6
door 35,7x89,6



anta 35,7x119,6
door 35,7x119,6




anta 59,7x59,6
door 59,7x59,6




anta 59,7x89,6
door 59,7x89,6


da abbinare all'anta
rovere cashmere + visone
to be combined with the cashmere
oak+mink door



da abbinare all'anta
malta juta + visone
to be combined with the
jute mortar+mink door



anta 71,7x59,6
door 71,7x59,6



anta 71,7x89,6
door 71,7x89,6

N.B.: il retro dell'anta è laccato opaco visone **NOTE: the door rear is matt mink lacquered**

cod.

C06

ante malta con pittura (N.B.: solo per ante pensili)

mortar doors with painted decoration NOTE: for wall unit doors only


opz. 5321P tinto rovere white con sfumature grigio perla e titanio

opz. 5321P oak stained white with grey pearl and titanium

CREATIVA®

anta in mdf lavorata con malta pettinata e colorata a velature sp.16 mm

mdf door worked with combed mortar and scumbled colour finish Th. 16 mm



anta 35,7x59,6
TIPO "A"
(TIPO "B" vedi esempio)
door 35,7x59,6
TYPE "A"
TYPE "B" see example



anta 35,7x89,6
TIPO "A"
(TIPO "B" vedi esempio)
door 35,7x89,6
TYPE "A"
TYPE "B" see example



anta 35,7x119,6
TIPO "A"
(TIPO "B" vedi esempio)
door 35,7x119,6
TYPE "A"
TYPE "B" see example






anta 59,7x59,6
TIPO "A"
(TIPO "B" vedi esempio)
door 59,7x59,6
TYPE "A"
TYPE "B" see example



anta 59,7x89,6
TIPO "A"
(TIPO "B" vedi esempio)
door 59,7x89,6
TYPE "A"
TYPE "B" see example

da abbinare all'anta
rovere white + titanio
to be combined with the white
oak+titanium door

da abbinare all'anta malta
grigio nebbia + grigio perla
to be combined with the
fog grey mortar+pearl grey door



anta 71,7x59,6
TIPO "A"
(TIPO "B" vedi esempio)
door 71,7x59,6
TYPE "A"
TYPE "B" see example



anta 71,7x89,6
TIPO "A"
(TIPO "B" vedi esempio)
door 71,7x89,6
TYPE "A"
TYPE "B" see example


ESEMPIO DI ANTA TIPO "B"

EXAMPLE OF TYPE "B" DOOR

(VALIDO PER TUTTE LE MISURE

RIPORTATE NELLA PAGINA)

(valid for all sizes appearing on the page)



N.B.: il retro dell'anta è laccato opaco grigio perla NOTE: the door rear is matt pearl grey lacquered


cod. **C06** ante malta tinta unita **(N.B.: solo per ante pensili)**
mortar solid colour doors **NOTE: for wall unit doors only**

opz. 9555M effetto materico tinto grigio perla
opz. 9555M material effect stained pearl grey


CREATIVA®

anta in mdf lavorata con malta naturale a base di calce sp.16 mm


mdf door worked with mortar natural lime Th. 16 mm




anta 35,7x59,6
door 35,7x59,6



anta 35,7x89,6
door 35,7x89,6



anta 35,7x119,6
door 35,7x119,6




anta 59,7x59,6
door 59,7x59,6






anta 59,7x89,6
door 59,7x89,6


da abbinare all'anta
rovere white + titanio
to be combined with the white
oak+titanium door



da abbinare all'anta malta
grigio nebbia + grigio perla
to be combined with the
fog grey mortar+pearl grey door



anta 71,7x59,6
door 71,7x59,6



anta 71,7x89,6
door 71,7x89,6

N.B.: il retro dell'anta è laccato opaco grigio perla **NOTE: the door rear is matt pearl grey lacquered**

cod. **C06**

ante malta con pittura (N.B.: solo per ante pensili)

mortar doors with painted decoration NOTE: for wall unit doors only

opz. 9627P tinto lavagna con sfumature bianche

opz. 9627P slate grey stained with white shades

CREATIVA®

anta in mdf lavorata con malta pettinata e colorata a velature sp.16 mm

mdf door worked with combed mortar and scumbled colour finish Th. 16 mm



anta 35,7x59,6
TIPO "A"
(TIPO "B" vedi esempio)
door 35,7x59,6
TYPE "A"
TYPE "B" see example



anta 35,7x89,6
TIPO "A"
(TIPO "B" vedi esempio)
door 35,7x89,6
TYPE "A"
TYPE "B" see example



anta 35,7x119,6
TIPO "A"
(TIPO "B" vedi esempio)
door 35,7x119,6
TYPE "A"
TYPE "B" see example



anta 59,7x59,6
TIPO "A"
(TIPO "B" vedi esempio)
door 59,7x59,6
TYPE "A"
TYPE "B" see example



anta 59,7x89,6
TIPO "A"
(TIPO "B" vedi esempio)
door 59,7x89,6
TYPE "A"
TYPE "B" see example

da abbinare all'anta
malta lavagna + lavagna
to be combined with the
slate grey mortar +slate grey door



anta 71,7x59,6
TIPO "A"
(TIPO "B" vedi esempio)
door 71,7x59,6
TYPE "A"
TYPE "B" see example




anta 71,7x89,6
TIPO "A"
(TIPO "B" vedi esempio)
door 71,7x89,6
TYPE "A"
TYPE "B" see example

ESEMPIO DI ANTA TIPO "B"

EXAMPLE OF TYPE "B" DOOR

(VALIDO PER TUTTE LE MISURE
RIPORTATE NELLA PAGINA)

(valid for all sizes appearing on the page)



N.B.: il retro dell'anta è laccato opaco lavagna NOTE: the door rear is matt slate grey lacquered


cod. **C06** ante malta tinta unita **(N.B.: solo per ante pensili)**
mortar solid colour doors **NOTE: for wall unit doors only**

opz. 9543M effetto materico tinto lavagna
opz. 9543M material effect stained slate grey

CREATIVA®

anta in mdf lavorata con malta naturale a base di calce sp.16 mm

mdf door worked with mortar natural lime Th. 16 mm



anta 35,7x59,6
door 35,7x59,6




anta 35,7x89,6
door 35,7x89,6



anta 35,7x119,6
door 35,7x119,6




anta 59,7x59,6
door 59,7x59,6




anta 59,7x89,6
door 59,7x89,6

da abbinare all'anta
malta lavagna + lavagna
to be combined with the
slate grey mortar +slate grey door



anta 71,7x59,6
door 71,7x59,6



anta 71,7x89,6
door 71,7x89,6

N.B.: il retro dell'anta è laccato opaco lavagna NOTE: the door rear is matt slate grey lacquered

cod. **C06**

ante malta con pittura (N.B.: solo per ante pensili)

mortar doors with painted decoration NOTE: for wall unit doors only

opz. 5320P tinto brown con sfumature bianche

opz. 5320P brown stained with white shades

CREATIVA®

anta in mdf lavorata con malta pettinata e colorata a velature sp.16 mm

mdf door worked with combed mortar and scumbled colour finish Th. 16 mm



anta 35,7x59,6
TIPO "A"
(TIPO "B" vedi esempio)
door 35,7x59,6
TYPE "A"
TYPE "B" see example




anta 35,7x89,6
TIPO "A"
(TIPO "B" vedi esempio)
door 35,7x89,6
TYPE "A"
TYPE "B" see example



anta 35,7x119,6
TIPO "A"
(TIPO "B" vedi esempio)
door 35,7x119,6
TYPE "A"
TYPE "B" see example



anta 59,7x59,6
TIPO "A"
(TIPO "B" vedi esempio)
door 59,7x59,6
TYPE "A"
TYPE "B" see example



anta 59,7x89,6
TIPO "A"
(TIPO "B" vedi esempio)
door 59,7x89,6
TYPE "A"
TYPE "B" see example

da abbinare all'anta
rovere brown + bianco caldo
to be combined with the
brown oak+warm white door



anta 71,7x59,6
TIPO "A"
(TIPO "B" vedi esempio)
door 71,7x59,6
TYPE "A"
TYPE "B" see example




anta 71,7x89,6
TIPO "A"
(TIPO "B" vedi esempio)
door 71,7x89,6
TYPE "A"
TYPE "B" see example

ESEMPIO DI ANTA TIPO "B"

EXAMPLE OF TYPE "B" DOOR

(VALIDO PER TUTTE LE MISURE
RIPORTATE NELLA PAGINA)

(valid for all sizes appearing on the page)



N.B.: il retro dell'anta è laccato bianco caldo NOTE: the door rear is matt warm white lacquered

cod. **C06** ante malta con pittura (N.B.: solo per ante pensili)
mortar doors with painted decoration NOTE: for wall unit doors only

opz. 5390P tinto cognac con sfumature bianche

opz. 5390P cognac stained with white shades

CREATIVA®

anta in mdf lavorata con malta pettinata e colorata a velature sp.16 mm

mdf door worked with combed mortar and scumbled colour finish Th. 16 mm



anta 35,7x59,6
TIPO "A"
(TIPO "B" vedi esempio)
door 35,7x59,6
TYPE "A"
TYPE "B" see example



anta 35,7x89,6
TIPO "A"
(TIPO "B" vedi esempio)
door 35,7x89,6
TYPE "A"
TYPE "B" see example



anta 35,7x119,6
TIPO "A"
(TIPO "B" vedi esempio)
door 35,7x119,6
TYPE "A"
TYPE "B" see example



anta 59,7x59,6
TIPO "A"
(TIPO "B" vedi esempio)
door 59,7x59,6
TYPE "A"
TYPE "B" see example



anta 59,7x89,6
TIPO "A"
(TIPO "B" vedi esempio)
door 59,7x89,6
TYPE "A"
TYPE "B" see example

da abbinare all'anta
rovere cognac + bianco caldo
to be combined with the
cognac oak+warm white door




anta 71,7x59,6
TIPO "A"
(TIPO "B" vedi esempio)
door 71,7x59,6
TYPE "A"
TYPE "B" see example



anta 71,7x89,6
TIPO "A"
(TIPO "B" vedi esempio)
door 71,7x89,6
TYPE "A"
TYPE "B" see example

ESEMPIO DI ANTA TIPO "B"
EXAMPLE OF TYPE "B" DOOR
(VALIDO PER TUTTE LE MISURE
RIPORTATE NELLA PAGINA)
(valid for all sizes appearing on the page)



N.B.: il retro dell'anta è laccato opaco bianco caldo NOTE: the door rear is matt warm white lacquered

strutture carcasses



bianco (opz.001)
schiena e ripiano bianco (opz.001)
white (opt.001)
white back panel and shelf (opt.001)



perla d'oriente (opz.940)
schiena e ripiano bianco (opz.001)
oriental pearl (opt.940)
white back panel and shelf (opt.001)



devalè finitura grafis (opz.796)
schiena e ripiano bianco (opz.001)
devalè with grafis finish (opt.796)
white back panel and shelf (opt.001)



visone (opz.948M)
schiena e ripiano visone (opz.948M)
mink (opt.948M)
mink back panel and shelf (opt.948M)



lavagna (opz.9620)
schiena e ripiano lavagna (opz.9620)
slate grey (opt.9620)
slate grey back panel and shelf (opt.9620)



fango (opz.8860)
schiena e ripiano fango (opz.8860)
mud (opt.8860)
mud back panel and shelf (opt.8860)



LUBE ECOLOGIC

IL GRUPPO LUBE HA SCELTO DI UTILIZZARE PER I COMPONENTI COSTITUENTI LE STRUTTURE DELLE CUCINE SOLO MATERIALE A BASSISSIMA EMISSIONE DI FORMALDEIDE: CONFORMI ALLO STANDARD F★★★★ SECONDO LA NORMA JIS, CERTIFICATO DAL MINISTERO GIAPPONESE, IL PIÙ SEVERO IN MERITO ALLE NORMATIVE DI SALVAGUARDIA AMBIENTALE.

LUBE GROUP HAS CHOSEN TO EXCLUSIVELY USE MATERIALS WITH VERY LOW FORMALDEHYDE EMISSIONS FOR THE COMPONENTS MAKING UP THE KITCHEN CARCASSES: THESE ELEMENTS COMPLY WITH THE F4 STAR STANDARD ACCORDING TO JIS, CERTIFIED BY THE JAPANESE GOVERNMENT - THE MOST STRINGENT WHEN IT COMES TO ENVIRONMENTAL PROTECTION.


mensole in laminato laminate shelves




bianco (opz.001) white (opt.001)




perla d'oriente (opz.940) oriental pearl (opt.940)



visone (opz.948M) mink (opt.948M)



fango (opz.8860) mud (opt.8860)



lavagna (opz.9620) slate grey (opt.9620)



devalè finitura grafis (opz.796) devalè with grafis finish (opt.796)

mensole laminato laminate shelves




laminato come anta melaminico
N.B.: per le finiture vedi colori ante
laminated as door melamine
Note: for the finishes see door colours

mensola impiallacciata veneered shelf



impiallacciata rovere cognac con nodini
veneered cognac oak with knots

mensole laccate lacquered shelves



laccate opache e lucide come anta
N.B.: per le finiture vedi colori ante
laccate
matt and glossy lacquered as door
Note: for the finishes see lacquered door colours

zoccoli in pvc H 15 pvc plinths H 15



acciaio
(opz.407)
steel

alluminio satinato
(opz.405)
satin aluminium

zoccoli in pvc laccati opachi e lucidi H 15 pvc plinths lacquered matt and glossy H 15



visone
mink
opaco (opz.L946S)
lucido (opz.L947)

bianco caldo
warm white
opaco (opz.L7401)
lucido (opz.L7402)

titanio
titanium
opaco (opz.L9545)
lucido (opz.L9546)

grigio perla
pearl grey
opaco (opz.L9555)
lucido (opz.L9556)

lavagna
slate grey
opaco (opz.L9543)
lucido (opz.L9544)


al ml
per lm

cod.092156
code

fumo
smoke
opaco (opz.L9531)
lucido (opz.L9532)

grigio bromo
bromine grey
opaco (opz.L9533)
lucido (opz.L9534)

zoccoli in alluminio H 15 aluminium plinths H 15



alluminio liscio
finitura brill (opz.412)
smooth aluminium
with brill finish

alluminio finitura titanio
ossidato (opz.414)
aluminium titanium
oxidized finish

al ml
per lm

cod.092155
code

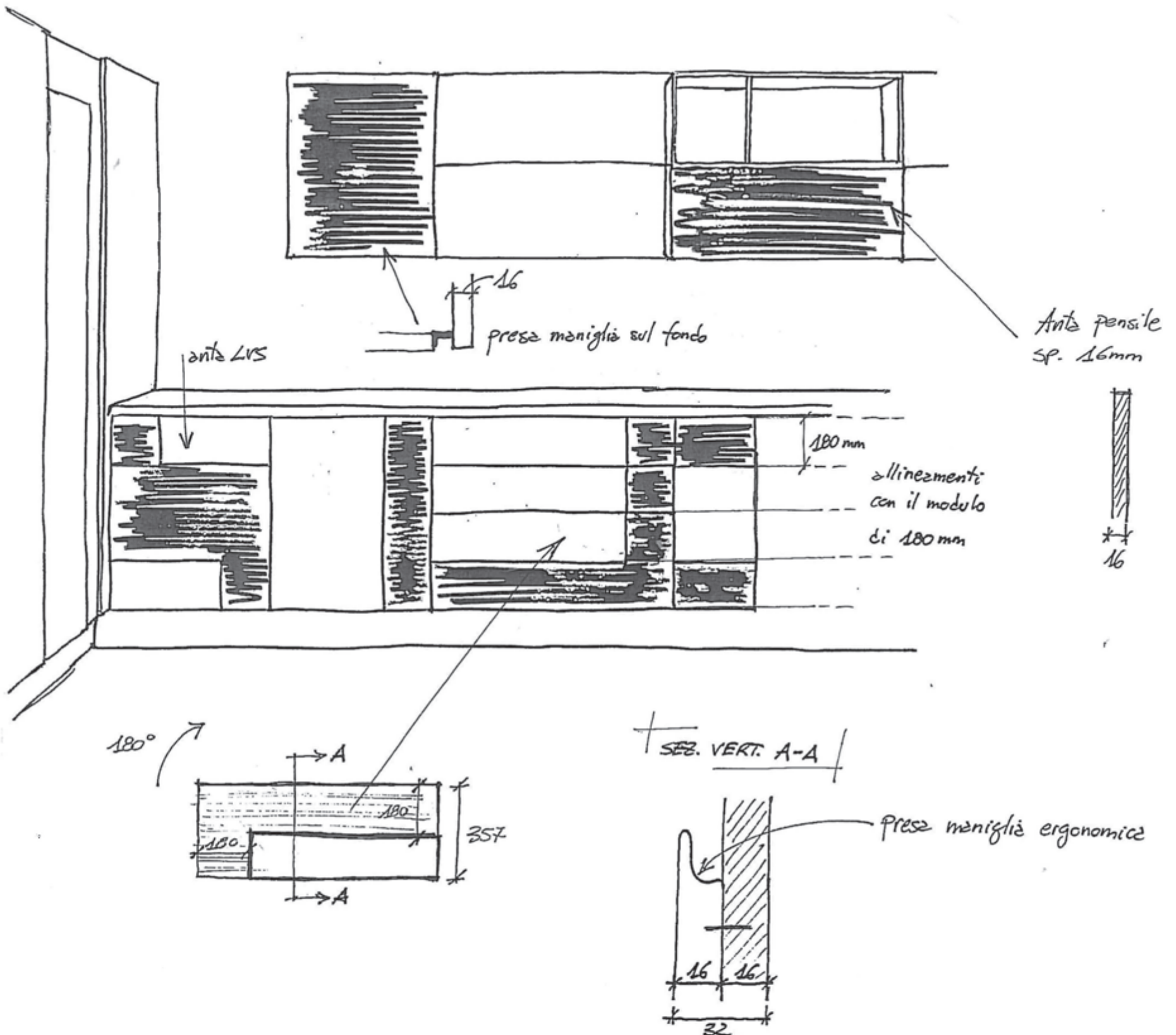
top H 4 consigliati in laminato bordo ABS 1 recommended laminate worktops H 4 with ABS 1 edge

N.B.: per il modello Creativa scegliere esclusivamente top con il profilo squadrato. Vedi listino top e accessori.
Note: for the Creativa model choose countertops with squared profile only. See top and accessories pricelist.



top H 4 consigliati in laminato Fenix recommended laminate worktops H 4 with Fenix







Buy on
BARKIN
CONTEMPORARY DESIGN

